

# Elevated Performance

**New!**

- Ideal for use in microwaves, steam tables, ovens and hot holding applications.
- Reduces handling – high heat food pans can go from prep, to cooler, to oven to hot holding applications at temperatures ranging from -40° to 375°F (-40° to 190°C).
- New colors designed to enhance merchandising of food, making it more appealing for deli and service lines.

**CAMBRO**  
TRUSTED FOR GENERATIONS™

[www.cambro.com](http://www.cambro.com)

# Enhanced Functionality

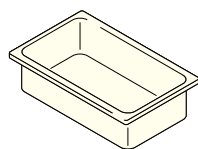
Cambro® High Heat X-Pans™ withstand and adapt to different temperatures cold to hot, thus expanding functionality and reducing unnecessary handling.



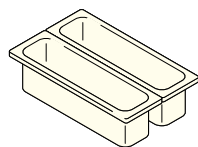
Sandstone (772)

Onyx (771)

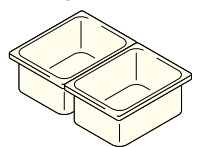
## FULL SIZE



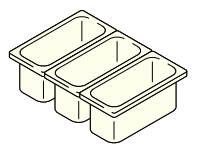
## HALF SIZE LONG



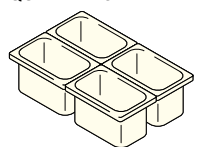
## HALF SIZE



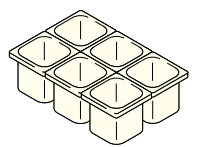
## ONE THIRD SIZE



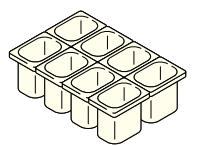
## QUARTER SIZE



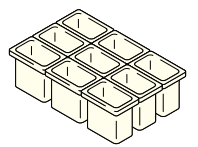
## ONE SIXTH SIZE



## ONE EIGHTH SIZE



## ONE NINTH SIZE



CONFIGURATIONS	PAN CODE	PAN DEPTH	APPROXIMATE CAPACITY
1/1 12 <sup>3</sup> / <sub>4</sub> " x 20 <sup>7</sup> / <sub>8</sub> " (32,5 x 53 cm)	12HP	2 <sup>1</sup> / <sub>2</sub> " (6,5 cm)	8.9 qt.
	14HP	4" (10)	13.7
	16HP	6" (15)	20.6
	10HPD	—	Drain shelf
1/2 Long 6 <sup>3</sup> / <sub>8</sub> " x 20 <sup>7</sup> / <sub>8</sub> " (16,2 x 53 cm)	22LPHP	2 <sup>1</sup> / <sub>2</sub> " (6,5)	3.2
	24LPHP	4" (10)	5.3
	20LPHPD	—	Drain shelf
1/2 10 <sup>7</sup> / <sub>16</sub> " x 12 <sup>3</sup> / <sub>4</sub> " (26,5 x 32,5 cm)	22HP	2 <sup>1</sup> / <sub>2</sub> " (6,5)	4.1
	24HP	4" (10)	6.3
	26HP	6" (15)	9.4
	20HPD	—	Drain shelf
1/3 6 <sup>1</sup> / <sub>16</sub> " x 12 <sup>3</sup> / <sub>4</sub> " (17,6 x 32,5 cm)	32HP	2 <sup>1</sup> / <sub>2</sub> " (6,5)	2.5
	34HP	4" (10)	3.8
	36HP	6" (15)	5.6
	30HPD	—	Drain shelf
1/4 6 <sup>3</sup> / <sub>8</sub> " x 10 <sup>7</sup> / <sub>16</sub> " (16,2 x 26,5 cm)	42HP	2 <sup>1</sup> / <sub>2</sub> " (6,5)	1.8
	44HP	4" (10)	2.7
	46HP	6" (15)	3.9
	40HPD	—	Drain shelf
1/6 6 <sup>3</sup> / <sub>8</sub> " x 6 <sup>15</sup> / <sub>16</sub> " (16,2 x 17,6 cm)	62HP	2 <sup>1</sup> / <sub>2</sub> " (6,5)	1.1
	64HP	4" (10)	1.6
	66HP	6" (15)	2.4
	60HPD	—	Drain shelf
1/8 6 <sup>5</sup> / <sub>16</sub> " x 5 <sup>3</sup> / <sub>16</sub> " (16,12 x 13,17 cm)	82HP	2 <sup>1</sup> / <sub>2</sub> " (6,5)	0.7
	84HP	4" (10)	1.1
	86HP	6" (15)	1.5
	80HPD	—	Drain shelf
1/9 4 <sup>1</sup> / <sub>4</sub> " x 6 <sup>15</sup> / <sub>16</sub> " (10,8 x 17,6 cm)	92HP	2 <sup>1</sup> / <sub>2</sub> " (6,5)	0.6
	94HP	4" (10)	0.9
	90HPD	—	Drain shelf

Case Pack: 6 InStock Color: Onyx (771), Sandstone (772).  
Drain Shelf Color: Amber (150).




## Complementary Products



### Drain Shelves

Lifts contents out of liquids to enhance food quality and freshness. Available to fit all pan sizes.



### Colander Pans

Liquids drain away from food into the pan below for enhanced food quality and improved food safety.



### Food Pan Lids

Covers protect contents better than plastic wrap or foil while saving time and money. Lids improve food safety and extend product freshness.

For more information about Cambro products visit [www.cambro.com](http://www.cambro.com) or contact your Distributor, Cambro Sales Representative or the Cambro Customer Service Department.