

AutoFaucet®

AutoFaucet® sets the standard for reliability and user-friendly performance in automated faucet systems. Equipped with Surround Sensor™ Technology, AutoFaucet® delivers water only when needed, resulting in water savings of up to 70 percent.

- Touch-free activation eliminates cross-contamination to help reduce the spread of germs
- Surround Sensor™ technology creates a 3" omnidirectional sensing zone, guaranteeing activation every time
- AutoFaucet® is low-lead-compliant
- "Dry" cam-gear technology (solenoid valve-free) ensures trouble-free operation to reduce maintenance
- Long battery life—400,000 cycles or 3 years (4 "D" batteries included)
- Also available with optional AC power adapter
- Standard 0.5 gpm aerator helps conserve water and reduce negative impact on the environment



ADA COMPLIANT



Certified by IAMPO R&T
for compliance with
Lead Plumbing Law

UP TO
70%
water savings



MILANO



VERONA

**Surround
Sensor™**

Surround Sensor™ Technology
creates a 3" omnidirectional
sensing zone, guaranteeing
activation every time.




Improve Health & Wellness

Away-from-home washroom patrons prefer touch-free fixtures and are 50% more likely to wash their hands. AutoFaucet® effortlessly provides reliable, touch-free activation every time to encourage, rather than discourage, frequent use and to eliminate this critical touch point of germs in washrooms.



Sustainable Design

AutoFaucet® delivers water only when needed to save up to 70% water savings and earn LEED credits. AutoFaucet® systems' dry cam-gear technology requires less energy to operate, providing exceptional battery life for over 400,000 hand washes (AC power option available).



World-Class Reliability

Patented dry cam-gear technology controls water flow with world-class reliability. The absence of solenoid valves avoids costly repairs and ensures worry-free operation by keeping electronic components separate from water flow.

OPTIONAL THERMOSTATIC MIXING VALVE

Guarantees that water temperature remains in the desired range

SCAN FOR
INSTALLATION
INSTRUCTIONS



VENETIAN
DECK-MOUNTED






VENETIAN
WALL-MOUNTED

Year Warranty
3

Fully Guaranteed
Against Defects in
Parts and Workmanship

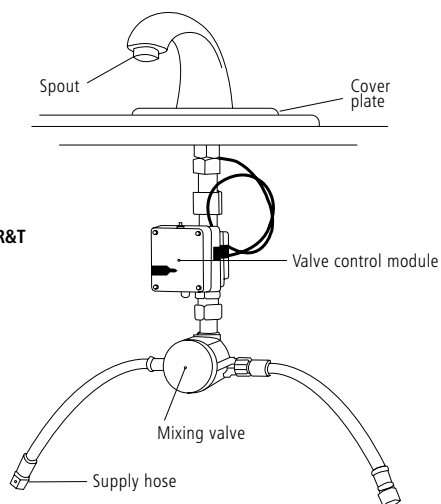
All models come supplied with an auto open line purge feature that eliminates stagnant water and bacterial growth.



	Finish	Single Hole Mount	4" Center Set	8" Center Set	Flow Rate (GPM)	Valve Control Module	Main Supply Hose	Mixing Valve	Thermostatic Mixing Valve	Hot/Cold Supply Hoses
MILANO 	Polished Chrome	1903286	1903288	1903291	1.5 aerated	●		●		
	Polished Chrome	1903287	1903289	1903290	1.5 aerated	●	●	●		●
	Polished Chrome	1818966	1818967	1818968	1.5 aerated	●			●	●
	Polished Chrome	1782742	1782743	1782744	1.5 aerated	●		●		●
	Satin Nickel	1903294	1903295	1903199	1.5 aerated	●		●		●
VERONA 	Polished Chrome	1903200	1903282	1903284	1.5 aerated	●	●	●		
	Polished Chrome	1903281	1903283	1903285	1.5 aerated	●			●	●
VENETIAN 	Polished Chrome 3.5"	N/A	FG500610	FG500611	2.2 laminar	●	●	●		●
	Polished Chrome 5.5"	FG750099	FG750096	FG750095	2.2 laminar	●		●		●
	Polished Chrome 5.5"	FG750353	FG750354	FG750355	2.2 laminar	●			●	●



Certified by IAPMO R&T
for compliance with
Lead Plumbing Law



AutoFaucet® Single Hole Mount

NO.	DESCRIPTION	U.S. DIMENSIONS	U.S. SHIP WT/CASE	U.S. CASE CUBE	METRIC DIMENSIONS	METRIC SHIP WT/CASE	METRIC CASE CUBE	KIT	CASE PACK
1903286	Milano in Polished Chrome	6.50" l x 2.13" w x 3.75" h	6.0 lb	0.26 ft ³	16.5 cm x 5.4 cm x 9.5 cm	2.72 kg	0.01 m ³	1	1
1903287	Milano in Polished Chrome	6.50" l x 2.13" w x 3.75" h	6.0 lb	0.26 ft ³	16.5 cm x 5.4 cm x 9.5 cm	2.72 kg	0.01 m ³	2	1
1818966	Milano in Polished Chrome	6.50" l x 2.13" w x 3.75" h	6.0 lb	0.26 ft ³	16.5 cm x 5.4 cm x 9.5 cm	2.72 kg	0.01 m ³	4	1
1782742	Milano in Polished Chrome	6.50" l x 2.13" w x 3.75" h	7.0 lb	0.26 ft ³	16.5 cm x 5.4 cm x 9.5 cm	3.18 kg	0.01 m ³	6	1
1903294	Milano in Satin Nickel	6.50" l x 2.13" w x 3.75" h	6.0 lb	0.26 ft ³	16.5 cm x 5.4 cm x 9.5 cm	2.72 kg	0.01 m ³	3	1
1903200	Verona in Polished Chrome	6.75" l x 2.50" w x 5.00" h	6.0 lb	0.26 ft ³	17.15 cm x 6.35 cm x 8.89 cm	2.72 kg	0.01 m ³	3	1
1903281	Verona in Polished Chrome	6.75" l x 2.50" w x 5.00" h	6.0 lb	0.26 ft ³	17.15 cm x 6.35 cm x 8.89 cm	2.72 kg	0.01 m ³	4	1
FG750099	Venetian 5.5" in Polished Chrome (Low Lead)	7.63" l x 2.00" w x 10.00" h	6.0 lb	0.26 ft ³	19.38 cm x 5.08 cm x 25.4 cm	2.72 kg	0.01 m ³	3	1

*Supplied with 1.5 GPM (5.7 L/min.) laminar flow; can be ordered with Flow Control Aerator that delivers 0.5 GPM, 1.0 GPM, 1.5 GPM, 2.0 GPM or 2.2 GPM.

AutoFaucet® 4" Center Set

NO.	DESCRIPTION	U.S. DIMENSIONS	U.S. SHIP WT/CASE	U.S. CASE CUBE	METRIC DIMENSIONS	METRIC SHIP WT/CASE	METRIC CASE CUBE	KIT	CASE PACK
1903288	Milano in Polished Chrome	6.50" l x 2.13" w x 3.75" h	7.0 lb	0.26 ft ³	16.5 cm x 5.4 cm x 9.5 cm	3.18 kg	0.01 m ³	1	1
1903289	Milano in Polished Chrome	6.50" l x 2.13" w x 3.75" h	7.0 lb	0.26 ft ³	16.5 cm x 5.4 cm x 9.5 cm	3.18 kg	0.01 m ³	2	1
1782743	Milano in Polished Chrome (Low Lead)	6.50" l x 2.13" w x 3.75" h	7.0 lb	0.26 ft ³	16.5 cm x 5.4 cm x 9.5 cm	3.18 kg	0.01 m ³	3	1
1818967	Milano in Polished Chrome	6.50" l x 2.13" w x 3.75" h	7.0 lb	0.26 ft ³	16.5 cm x 5.4 cm x 9.5 cm	3.18 kg	0.01 m ³	4	1
1903295	Milano in Satin Nickel	6.50" l x 2.13" w x 3.75" h	7.0 lb	0.26 ft ³	16.5 cm x 5.4 cm x 9.5 cm	3.18 kg	0.01 m ³	3	1
1903282	Verona in Polished Chrome	6.75" l x 2.50" w x 5.00" h	7.0 lb	0.26 ft ³	17.15 cm x 6.35 cm x 8.89 cm	3.18 kg	0.01 m ³	3	1
1903283	Verona in Polished Chrome	6.75" l x 2.50" w x 5.00" h	7.0 lb	0.26 ft ³	17.15 cm x 6.35 cm x 8.89 cm	3.18 kg	0.01 m ³	4	1
FG500610	Venetian 3.5" in Polished Chrome	4.85" l x 2.00" w x 9.40" h	7.0 lb	0.26 ft ³	12.32 cm x 5.08 cm x 23.88 cm	3.18 kg	0.01 m ³	3	1
FG750096	Venetian 5.5" in Polished Chrome	7.63" l x 2.00" w x 10.00" h	7.0 lb	0.26 ft ³	19.38 cm x 5.08 cm x 25.4 cm	3.18 kg	0.01 m ³	3	1
FG750354	Venetian 5.5" in Polished Chrome	7.63" l x 2.00" w x 10.00" h	7.0 lb	0.26 ft ³	19.38 cm x 5.08 cm x 25.4 cm	3.18 kg	0.01 m ³	4	1

AutoFaucet® 8" Center Set

NO.	DESCRIPTION	U.S. DIMENSIONS	U.S. SHIP WT/CASE	U.S. CASE CUBE	METRIC DIMENSIONS	METRIC SHIP WT/CASE	METRIC CASE CUBE	KIT	CASE PACK
1903291	Milano in Polished Chrome	6.50" l x 2.13" w x 3.75" h	7.0 lb	0.26 ft ³	16.5 cm x 5.4 cm x 9.5 cm	3.18 kg	0.01 m ³	1	1
1903290	Milano in Polished Chrome	6.50" l x 2.13" w x 3.75" h	7.0 lb	0.26 ft ³	16.5 cm x 5.4 cm x 9.5 cm	3.18 kg	0.01 m ³	2	1
1782744	Milano in Polished Chrome (Low Lead)	6.50" l x 2.13" w x 3.75" h	7.0 lb	0.26 ft ³	16.5 cm x 5.4 cm x 9.5 cm	3.18 kg	0.01 m ³	3	1
1818968	Milano in Polished Chrome	6.50" l x 2.13" w x 3.75" h	7.0 lb	0.26 ft ³	16.5 cm x 5.4 cm x 9.5 cm	3.18 kg	0.01 m ³	4	1
1903199	Milano in Satin Nickel	6.50" l x 2.13" w x 3.75" h	7.0 lb	0.26 ft ³	16.5 cm x 5.4 cm x 9.5 cm	3.18 kg	0.01 m ³	3	1
1903284	Verona in Polished Chrome	6.75" l x 2.50" w x 5.00" h	7.0 lb	0.26 ft ³	17.15 cm x 6.35 cm x 8.89 cm	3.18 kg	0.01 m ³	3	1
1903285	Verona in Polished Chrome	6.75" l x 2.50" w x 5.00" h	7.0 lb	0.26 ft ³	17.15 cm x 6.35 cm x 8.89 cm	3.18 kg	0.01 m ³	4	1
FG500611	Venetian 3.5" in Polished Chrome (Low Lead)	4.85" l x 2.00" w x 9.40" h	7.0 lb	0.26 ft ³	19.38 cm x 5.08 cm x 25.4 cm	3.18 kg	0.01 m ³	3	1
FG750095	Venetian 5.5" in Polished Chrome (Low Lead)	7.63" l x 2.00" w x 10.00" h	7.0 lb	0.26 ft ³	19.38 cm x 5.08 cm x 25.4 cm	3.18 kg	0.01 m ³	3	1
FG750355	Venetian 5.5" Polished Chrome	7.63" l x 2.00" w x 10.00" h	7.0 lb	0.26 ft ³	19.38 cm x 5.08 cm x 25.4 cm	3.18 kg	0.01 m ³	4	1

All AutoFaucet® SKUs are supplied with 0.5 GPM (2.3 L/min.) laminar flow; can be ordered with Flow Control Aerators that deliver 0.5 GPM, 1.0 GPM, 1.5 GPM, 2.0 GPM or 2.2 GPM.

Kit 1 Includes: spout and valve control module

Kit 2 Includes: spout, valve control module, and main supply hose (1/2" pipe x 3/8" comp. x 12" length)

Kit 3 Includes: spout, valve control module, mixing valve and hot/cold supply hoses (3/8" comp x 3/8" comp. x 12" length)

Kit 4 Includes: spout, valve control module, thermostatic mixing valve and hot/cold supply hoses (3/8" comp x 3/8" comp. x 12" length)

Kit 5 Includes: spout, valve control module, mixing valve and hot/cold supply hoses (3/8" comp x 1/2" comp. x 12" length)

Kit 6 Includes: 0.5 GPM spout, valve control module, mixing valve and hot/cold supply hoses (3/8" comp x 3/8" comp. x 12" length)