

RS • RT Series

CHORAL RISERS



MODEL RS3LC SHOWN



MODEL RS2LC SHOWN



MODEL RS8C SHOWN




JOINED TAPERED
STANDING RISERS
WITH OPTIONAL
GUARD RAILS

MODEL RS4LHB SHOWN



CARPET COLOR OPTIONS



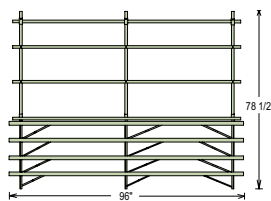
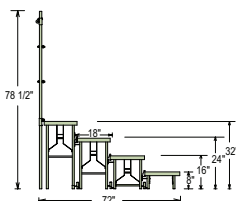
Box Pleat Skirting

MODEL SB8 SHOWN



Shirred Pleat Skirting

MODEL SS8 SHOWN



Standing Choral Riser

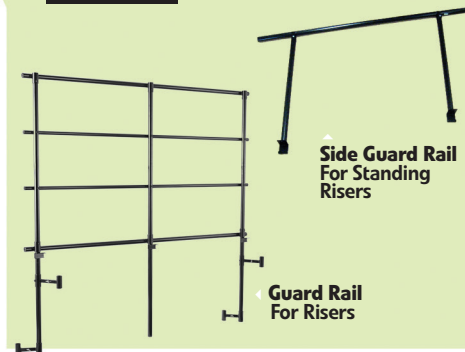
SKIRTING COLOR OPTIONS



SPECS:

- Constructed with 3/4" solid plywood core
- Available with carpet in choice of 4 colors or 1/8" thick tempered hardboard
- 16-gauge, 1-13/16" high formed steel channel frame reinforced with 16-gauge steel angle welded to the inside of the channel
- 14-gauge steel tubing capped at the point of floor contact with high impact plastic glides
- Legs open and close using only one hand
- Equipped with drop-in couplings that allow units of same or different heights to be joined together
- All ganging devices are permanently secured to each unit
- Exceeds 200 lbs. per square foot load bearing capacity
- Comes in 4 heights; 8", 16", 24" and 32"
- Straight and Tapered units for continuous and semi-circle configurations
- Optional Guardrails recommended for safety
- 10-year warranty

USE WITH:



**National
Public
Seating**



800.261.4112 | www.nationalpublicseating.com