

NOR-LAKE, INCORPORATED
727 Second Street
Hudson, Wisconsin 54016

800-955-5253
715-386-2323
866-961-5253 Parts
800-388-5253 Service
715-386-4291 FAX
www.norlake.com



NOVA™ HEATED PASS-THRU CABINETS



PROJECT:

ITEM NUMBER:

MODEL NUMBER:

HEATED PASS-THRU CABINETS

SPECIFICATIONS FOR: PW252 & PW554

- **Exterior Finish:** Exterior front, sides, back and doors are stainless steel. The exterior top and bottom are galvanized steel. All exterior joints and seams fold in without lap joints. No exposed raw edges.
- **Interior Finish:** Interior liner and interior door panels are stainless steel.
- **Insulation:** The complete cabinet and door(s) are foamed-in-place with polyurethane insulation.
- **Hardware:** Heavy duty, pivot hinges; centered key locks; horizontal work flow handles; self adjusting magnetic gaskets; 4" diameter casters; and nickel chrome shelves.
- **Electrical:** All models are standard with an interior incandescent light activated by a door switch.
- **Instrumentation:** Digital LED thermometer reading degrees F.
- **Heating System:** Electrically operated 1500 watt heating system for 2 door model and a 3000 watt heating system for the 4 door model, is controlled by a thermostat mounted in front of the cabinet. Heating element is located in the interior ducting. Forced air distribution maintains desired uniform temperature throughout the cabinet. Operating temperature is adjustable from +180°F to a maximum of +200°F.
- **Approvals:** UL, C-UL and UL Sanitation listed**

STANDARD FEATURES

- Casters (one door model)
- 4" Legs (two door model)
- Digital thermometer
- Ducted air distribution
- Field reversible door
- Horizontal work flow handle
- Incandescent interior light
- Key locks
- Magnetic gasketing
- Nickel chrome shelves
- Operating temperature: +180°F to +200°F
- Polyurethane insulation
- Stainless steel exterior
- Stainless steel interior
- Approvals: UL, C-UL & UL Sanitation listed**
- Warranties: 3 year parts & labor, 5 year compressor

OPTIONAL FEATURES*

- Alarm systems
- Bun pans
- Extra shelves
- Glass door one side (single section only)
- Half solid doors
- Legs in lieu of casters
- Stainless steel pan slides



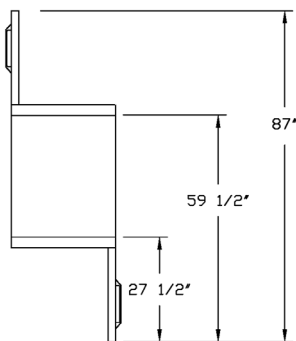
Nor-Lake, Inc.
Registered to ISO 9001:2008
File No. 10001816

* Most options are available two weeks from receipt of order. Please contact us for specific questions.

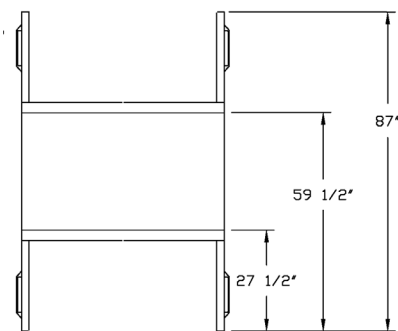
**C-UL is Underwriters Laboratories Safety Certification Mark which indicates that UL has tested the equipment to applicable CSA Standards.

**UL Sanitation is Underwriters Laboratories Sanitation Mark which indicates that UL has tested the equipment to applicable NSF Standards.

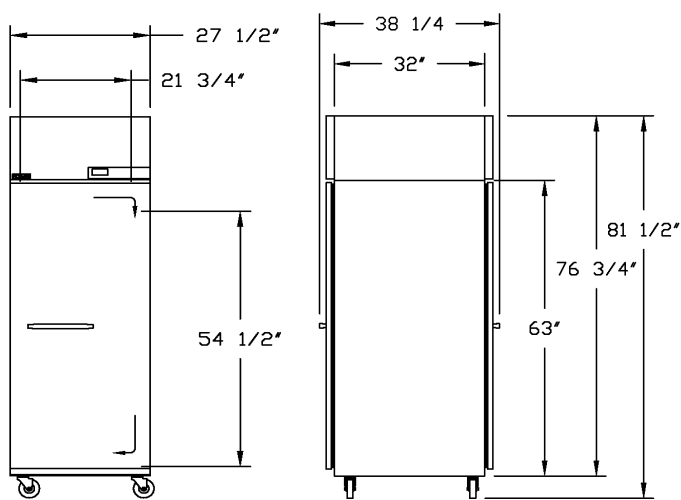
SPECIFICATION
GUIDE



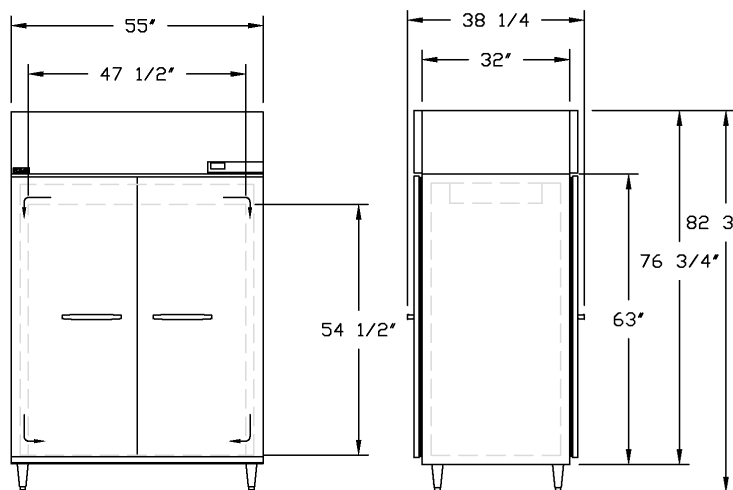
PW252
TOP VIEW



PW554
TOP VIEW



PW252
FRONT VIEW SIDE VIEW



PW554
FRONT VIEW SIDE VIEW

SPECIFICATIONS

Models	PW252	PW554
Crated Weight (lbs) (kg)	350 (158)	550 (248)
Crated Height (in) (cm)	81 (203)	81 (203)
Crated Width (in) (cm)	31 (78)	59 (148)
Crated Depth (in) (cm)	40-1/2 (101)	40-1/2 (101)
Interior Height (in) (cm)	59 (148)	59 (148)
Interior Width (in) (cm)	23-1/2 (59)	51 (128)
Interior Depth (in) (cm)	32 (80)	32 (80)
Overall Height (in) (cm) *	81-1/2 (204)	82-3/4 (207)
Overall Width (in) (cm)	27-1/2 (69)	55 (138)
Overall Depth (in) (cm)	38-1/4 (96)	38-1/4 (96)
Gross Cubage (CuFt) (L)	25.6 (724)	55.7 (1576)
Number of Shelves	3	6
Shelf Area (SqFt) (Sqm)	12.76 (1.17)	28.58 (2.6)
Number of Casters	4	N/A
Number of Legs	4 (Optional)	4
Heater Wattage	1500	3000
Electrical Characteristics	115/60/1	115/208-230/60/1
Cord & Plug Furnished	Yes	Yes
NEMA Plug Configuration	5-20P	L14-20P
Total Amp Draw	12.5	13.7

*The overall heights shown in the table and drawings are with casters. With 6" legs, the overall height is 82-3/4 inches (207 cm).

Specifications subject to change without notice.



Revision Date: 08/13
© 2013 NOR-LAKE, INC.
Printed in the U.S.A.
Part Number: 117511