



BEVERAGE-AIR

Project: _____

AIA#

Item: _____

Location: _____

SIS#

Approved: _____

MT MARKETEER™ MERCHANDISERS

MT10 White Hinged Door Model
Hydrocarbon Series

MODELS:
MT10-1W

MT10™ Merchandiser: Hinged Door Model



MT10-1W

3 Year Parts/Labor Warranty
Additional 2 Year Compressor Warranty

CABINET CONSTRUCTION

- Standard cabinet exterior finish is heavy duty steel with a white baked on durable coating
- Heavy duty interior construction includes white coated steel
- Electronic temperature control
- Modern one piece grill
- Double pane lowE argon filled glass doors feature outside pane that is tempered for added safety
- Door lock standard
- Self-closing hinged glass door features, pocket door handle
- LED lighting
- Whisper quiet refrigeration system
- Three (3) epoxy coated shelves standard.
- 2" Leveling feet

OPTIONS & ACCESSORIES

- Extra shelves & clips
- 3" Casters
- Visislide shelving kit
- Reversible door hinge kit

REFRIGERATION SYSTEM

- Refrigeration system uses R290 refrigerant to comply with all environmental standards
- Condenser is designed to be low maintenance, and energy efficient.
- Automatic, non-electric evaporator
- Epoxy coated evaporator coil



3779 Champion Blvd., Winston-Salem, NC 27105
1-888-845-9800 Fax: 1-336-245-6453
Beverage-Air.com sales@bevair.com



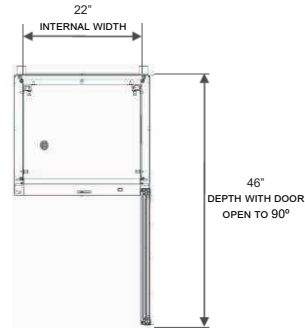
BEVERAGE-AIR

MODEL	MT10-1W
EXTERNAL DIMENSIONAL DATA	
Width Overall	24 7/8"
Depth Overall	22 13/16"
Height Overall	54 3/8"
Number of Doors	1
Depth with Door Open 90 °	46"
Clear Door Opening (in)	21" x 39 7/16"
Shelf Area (Sq. in)	358 11/32"
INTERNAL DIMENSIONAL DATA	
NET Capacity (cubic ft.)	7.28
Capacity 20 oz	126
Internal Width Overall (in)	22"
Internal Depth Overall (in)	16 1/4"
Internal Height Overall (in)	40 5/8"
Internal Height Useable (in)	37 3/16"
Number of Shelves	3
ELECTRICAL DATA	
Full Load Amperes 115/60/1	3.2
REFRIGERATION DATA	
Horsepower	1/6
Capacity (BTU/Hr)*	1093
WEIGHT DATA	
Gross Weight (Crated lbs)	170.86 lbs
Height - Crated	60 3/8"
Width - Crated	28"
Depth - Crated	27"

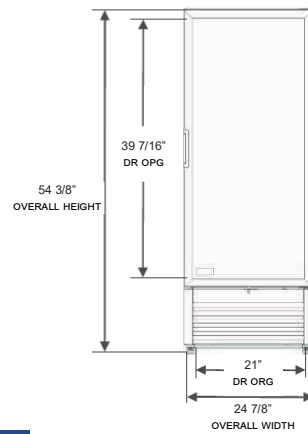
Glass Hinged Door Model

Models: MT10-1W

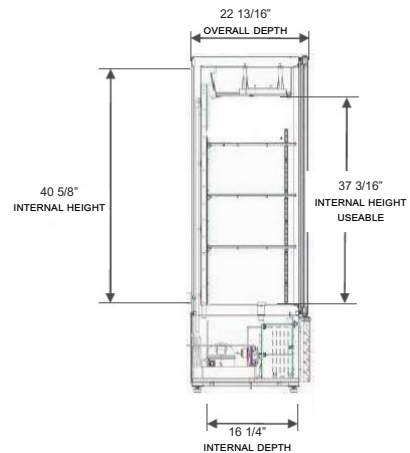
Model Views



Plan View



Elevation View



Side View

ELECTRICAL CONNECTION



115/60/1
NEMA-5-15P

Units pre-wired at factory and include 8' long cord and plug set.



an Ali Group Company



The Spirit of Excellence

3779 Champion Blvd., Winston-Salem, NC 27105
1-888-845-9800 Fax: 1-336-245-6453
Beverage-Air.com sales@bevair.com