



# BEVERAGE-AIR®

Project: _____	AIA# _____
Item: _____	SIS# _____
Location: _____	
Approved: _____	

MMF12HC GLASS DOOR MERCHANDISER SERIES

## MARKETMAX FREEZER

MMF12HC White Hinged Single Glass Door  
Hydrocarbon Series

MODEL:  
MMF12HC-1-W



7 Year Parts/Labor Warranty  
7 Year Compressor Warranty

### CABINET CONSTRUCTION

- Exterior features durable white painted steel
- Heavy-duty interior construction includes white coated steel walls
- Modern one-piece grille
- Full electronic control
- Freezers have triple pane lowE argon filled glass door
- Self-closing door with 120° stay-open feature
- Snap-in gaskets, easy to remove for cleaning or replacement
- LED lighting
- Four (4) heavy-duty epoxy coated wire shelves
- Four (4) shelf clips included per shelf
- Self-contained bottom mount refrigeration system
- Leveling feet standard

### OPTIONS & ACCESSORIES

- Stainless steel or black exterior
- Stainless steel or black interior
- Left door hinged (at time of order)
- Shelves black or white
- Shelf clips
- Flow track
- Gravity-Flo track
- Price tag molding
- Electronic lock models (swing doors only)
- 3" or 6" Casters
- 6" Legs or seismic/flanged legs
- Door lock
- Custom signage & decals
- Remote option\* (see note on back on page)

### REFRIGERATION SYSTEM

- Uses environmentally friendly, energy efficient R290, and meets all regulatory requirements for CARB, SNAP, DOE & more
- Electric defrost with hot gas condensate evaporation
- Epoxy coated evaporator coil
- Freezer capable of maintaining product temperatures down to -10°F



Please verify qualifying units by visiting:  
[www.energystar.gov/cfs](http://www.energystar.gov/cfs)

3779 Champion Blvd., Winston-Salem, NC 27105  
1-888-845-9800 Fax: 1-336-245-6453  
Beverage-Air.com Sales@bevair.com



# BEVERAGE-AIR

MODEL	MMF12HC-1-W
<b>EXTERNAL DIMENSIONAL DATA</b>	
Width Overall	24 1/8"
Depth Overall with Handle	25 3/4"
Height Overall	62"
Number of Doors	1
Depth with Door Open 90°	46 3/8"
Door Opening (in)	20 7/8" x 48 1/2"
<b>INTERNAL DIMENSIONAL DATA</b>	
NET Capacity (cubic ft.)	11.9
Internal Width Overall (in)	20 1/8"
Internal Depth Overall (in)	18 1/8"
Internal Height Overall (in)	41 7/8"
Number of Shelves	4
<b>ELECTRICAL DATA</b>	
Full Load Amperes 115/60/1	5.0
<b>REFRIGERATION DATA</b>	
Horsepower	1/2
Capacity (BTU/Hr)	1624
Heat Rejection (BTU/Hr)	2436
Charge (lbs/grams/ounces)	0.1102 / 50 / 1.8
<b>SHIPPING DATA</b>	
Gross Weight - Crated	291 lbs
Height - Crated	68"
Width - Crated	26"
Depth - Crated	27"

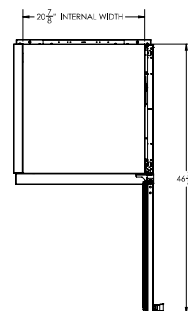
\*NOTE: Remote units are field wired and come with 6" legs.  
Refrigerant must be specified at time of order.

We reserve the right to change specifications and product design without notice. Such revisions do not entitle the buyer to corresponding changes, improvements, additions or replacements for previously purchased equipment. Dimensional tolerances +/- 1/4". Metric dimensions (MM).

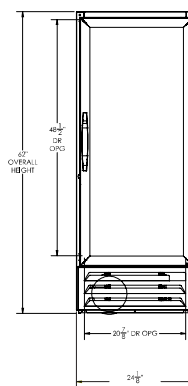
## Glass Door Merchandiser- Hinged Door Model: MMF12HC-1-W

### Model Views

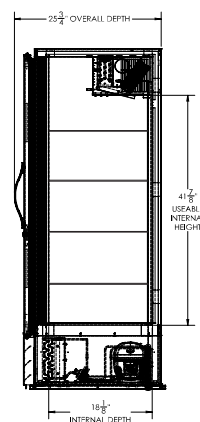
Required Clearance: Rear 3"



### PLAN VIEW



### ELEVATION VIEW



### SIDE VIEW

### ELECTRICAL CONNECTION



115/60/1  
NEMA 5-15P

Unit pre-wired at factory and include 8' long cord and plug set.



3779 Champion Blvd., Winston-Salem, NC 27105 1-888-845-9800 Fax: 1-336-245-6453 Beverage-Air.com Sales@beva.com

