

EZ-SERV® TABLE-TOP DISPENSER WITH WOOD TRAY

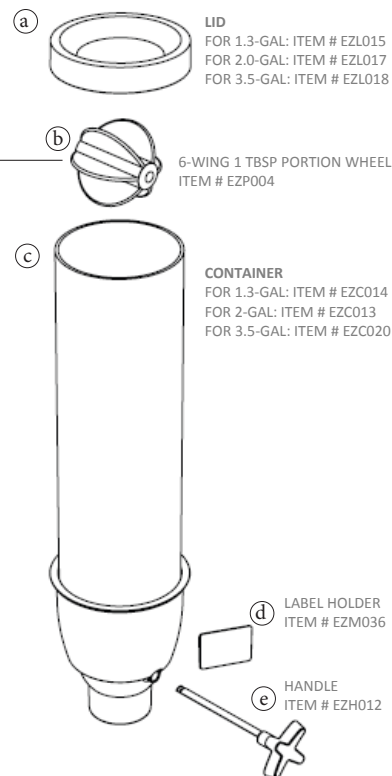
Your **EZ-SERV® Standing Dispenser** comes with the **6-Wing 1 Tbsp Portion Wheel**. This portion wheel is perfect for dispensing items such as medium grind cookies, cereals & granolas, trail mixes and coffee beans!

SETTING UP YOUR PRODUCT

1. Carefully remove all parts from packaging and poly bags:

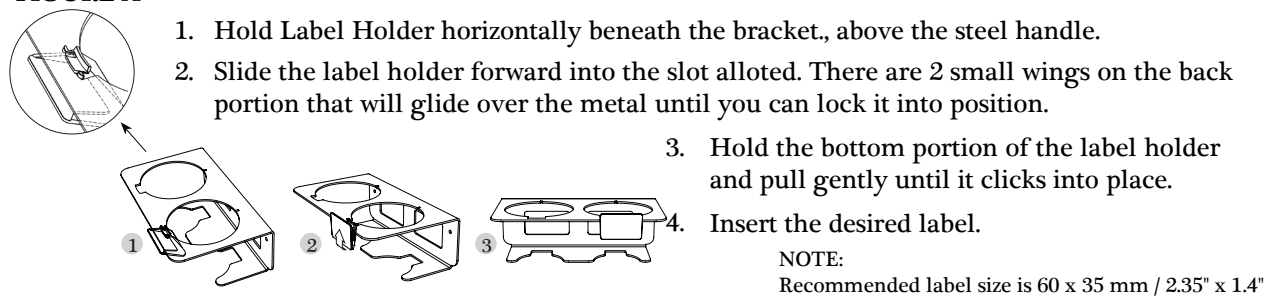


- 1 Table Stand
- 1 Wooden Tray
- Depending on your model, 1-5 Containers each one with:
 - a. Lid
 - b. 6-Wing 1 Tbsp Portion Wheel
 - c. Container
 - d. Label Holder
 - e. Handle



2. Make sure you have all parts above before discarding packaging.
3. Place table stand on a flat surface facing you.
4. Find the ridges on the underside of the wooden tray – these mark the back of the tray. Place the wooden tray on the base of the table stand, with the smoother side of the tray facing you.
5. Fill containers with desired dry product and seal with the lid. (You may also choose to do this after Step 7.)
6. Hold the container above the stand with the handle facing you. Carefully lower the container down to the metal opening, tilted at an angle that allows the handle to clear through first.
Note: The back of the container has a small key that aligns with bracket notch to prevent movement from side to side.
7. Once the handle is cleared through the metal opening, you may tilt the container carefully back to a full upright position. Then, gently set the container down directly on the stand.
8. Repeat Steps 5 thru 8 for the remaining containers.
9. Attach **label holder** (d) to bracket as shown in **FIGURE A**.
10. Dispense as you please!

FIGURE A



NEED ASSISTANCE?

Please contact our customer support at (847)763-1215 and we'll be happy to assist with any assembly questions, comments or concerns.

ROSSETO® 3600 W. Pratt Avenue. Lincolnwood, IL 60712

Visit our website at: www.rosseto.com

CARING FOR YOUR CONTAINER

CLEANING INSTRUCTIONS:

1. Regularly wash all parts of the container in warm soapy water. Never use abrasive sponge or cloth.
2. When disassembling the container, handle all parts gently. Please refrain from using too much force.
3. Reassemble the unit only after all parts are completely dry.

HOW TO DISASSEMBLE:

1. Gently lift your container by a couple of inches, stopping before the steel handle hits the metal. Angle the top of the container towards you until the back end of the handle shaft is cleared through the opening. After this, you may clear the rest of the container through the opening. Handle your container with care by making sure the steel handle does not hit the metal!
2. Set your container on a secure flat surface.
3. Remove lid from top of container. Make sure there is no remaining product inside that can spill over.
4. Gently pull the handle from the front of the container.
5. Reach into container and remove portion wheel by gently pulling upwards or turning container upside down.

HOW TO ASSEMBLE:

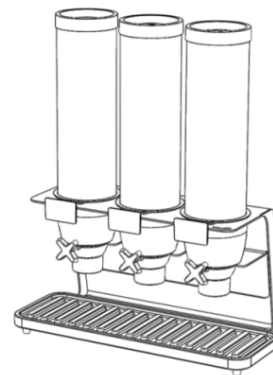
1. Place portion wheel into container, making sure the holes of the portion wheel align with the container's holes.
2. Insert handle through front of the container, making sure to push through portion wheel and through the back of the container.
3. Fill container with desired dry product and place lid securely on the container.
4. Follow Steps 5 thru 10 on Page 1.

Need a different-sized portion wheel? We have 6 more options for you to choose from!

Other portion wheels available:

- Pro6-SM – 1 tablespoon
- EZP005 – 1 tablespoon
- EZP012 – 1 teaspoon
- EZP013 – 2 teaspoons
- EZP014 – 3 teaspoons
- EZP015 – 4 teaspoons

The Rosseto interchangeable portion wheels deliver just the right amount of product every time. Test each wheel with your dry foods to determine which works best for you!



RELATED ITEMS

Black Matte Table-Top Dispensers with Walnut Tray

- EZ518: 1 pc 1.3-gallon container
- EZ529: 1 pc 2-gallon container
- EZ530: 1 pc 3.5-gallon container
- EZ541: 2 pcs 3.5-gallon containers
- EZ520: 3 pcs 1.3-gallon containers
- EZ522: 5 pcs 1.3-gallon containers

Nickel Metallic Table-Top Dispensers with Bamboo Tray

- EZ545: 1 pc 1.3-gallon container
- EZ550: 1 pc 2-gallon container
- EZ551: 1 pc 3.5-gallon container
- EZ547: 3 pcs 1.3-gallon containers

NEED ASSISTANCE?

Please contact our customer support at (847)763-1215 and we'll be happy to assist with any assembly questions, comments or concerns.

ROSSETO® 3600 W. Pratt Avenue. Lincolnwood, IL 60712
Visit our website at: www.rosseto.com