



BEVERAGE-AIR

Project: _____	AIA#
Item: _____	SIS#
Location: _____	
Approved: _____	

HBR BOTTOM MOUNTED REACH-IN REFRIGERATOR

MODEL:
HBR49-1-HS

HBR49 Half Solid Door Bottom Mount Refrigerator

HBR49 Bottom Mount Models: Horizon Series

3 Year Parts/Labor Warranty
Additional 2 Year Compressor Warranty

CABINET CONSTRUCTION



HBR49-1-HS

- Stainless steel front, side, and grille (galvanized back & bottom)
- Stainless steel interior
- Full electronic control
- LED lighting standard
- One -piece grille allow easy removal/installation for preventative maintenance
- Self closing doors with 120° stay open feature
- Spring-loaded style hinges
- Plug-in magnetic door gaskets
- Door locks standard
- Anti-microbial door handles
- Three (3) heavy duty epoxy coated wire shelves per section
- 6" Casters standard with two (2) brakes
- Refrigerator maintains temperature at 36°-38°F

OPTIONS & ACCESSORIES

- Glass and half glass door models
- Solid door models
- Wine temperature models
- 3" caster or 6" legs
- Additional epoxy shelves
- Stainless steel universal tray slides
- Chrome plated shelves
- Remote option

REFRIGERATION SYSTEM

- Refrigeration system uses R134a refrigerant to comply with all environmental concerns
- Forced-air system ensures uniform distribution of airflow throughout the entire cabinet for even product temperature
- Bottom mount balanced refrigeration system
- Automatic, non-electric evaporator
- Epoxy coated evaporator coil



3779 Champion Blvd., Winston-Salem, NC 27105
1-888-845-9800 Fax: 1-336-245-6453
Beverage-Air.com sales@bevair.com



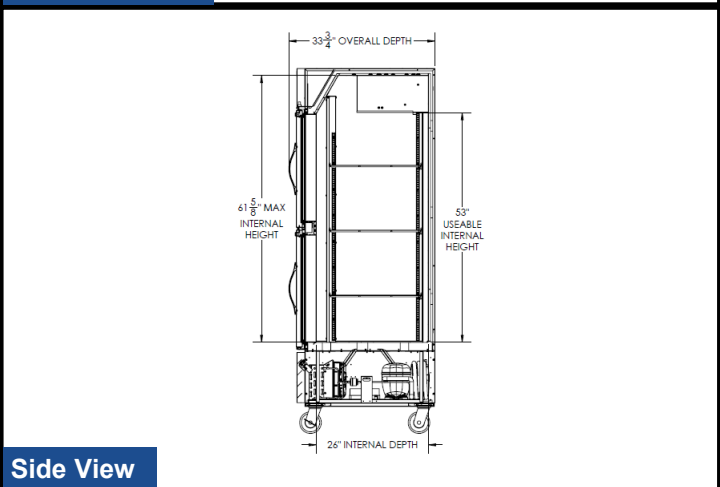
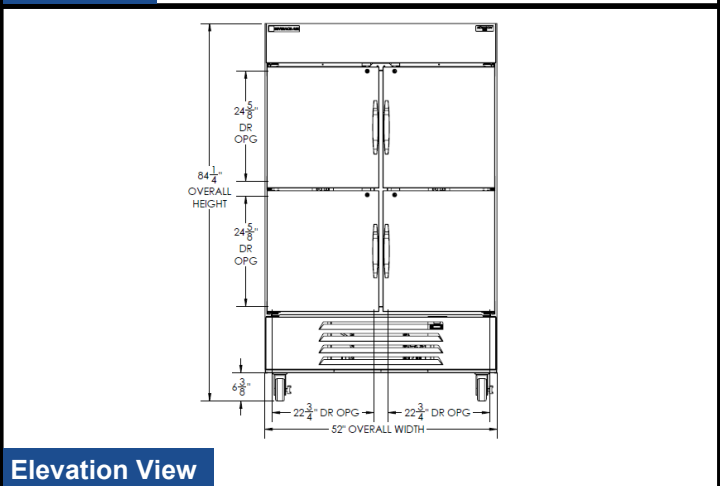
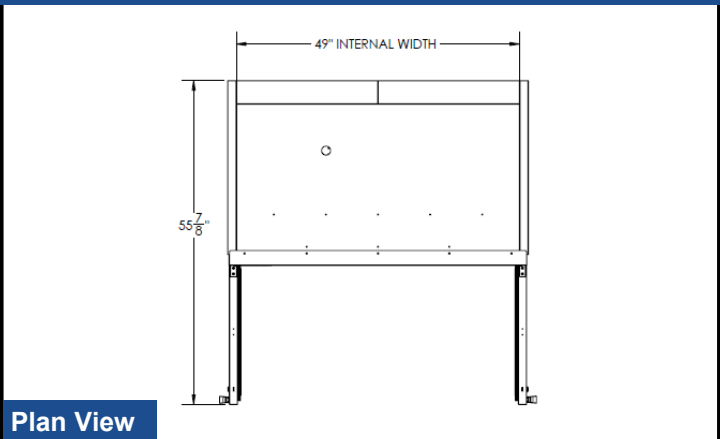
BEVERAGE-AIR

Bottom Mount Reach-ins Refrigerator

Model: HBR49-1-HS

MODEL	HBR49-1-HS
EXTERNAL DIMENSIONAL DATA	
Width Overall	52"
Depth Overall with Handle	33 3/4"
Height Overall with 6" Casters	84 1/4"
Number of Doors	4
Depth with Door Open 90°	55 7/8"
Door Opening (in)	22 3/4" x 24 5/8" (4)
Shelf Area (sq. in)	633 5/8"
INTERNAL DIMENSIONAL DATA	
NET Capacity (cubic ft.)	46.15
Internal Width Overall (in)	49"
Internal Depth Overall (in)	26"
Internal Height Overall (in)	61 5/8"
Internal Height Useable (in)	53"
Number of Shelves	6
ELECTRICAL DATA	
Full Load Amperes 115/60/1	8.8A
REFRIGERATION DATA	
Horsepower	1/3
WEIGHT DATA	
Gross Weight (Crated lbs)	594 lbs
Height - Crated	85"
Width - Crated	54"
Depth - Crated	36"

Model Views



ELECTRICAL CONNECTION



115/60/1
NEMA-5-15P

Units pre-wired at factory and include 8' long cord and plug set.



an Ali Group Company



The Spirit of Excellence

3779 Champion Blvd., Winston-Salem, NC 27105
1-888-845-9800 Fax: 1-336-245-6453
Beverage-Air.com sales@bevair.com