



# BEVERAGE-AIR

Project: _____	AIA#
Item: _____	
Location: _____	SIS#
Approved: _____	

**HBF49HC BOTTOM MOUNT REACH-IN FREEZER**

## HORIZON BOTTOM MOUNT REACH-IN

### HBF49HC Solid Half-Door Reach-In Freezer

Hydrocarbon Series

**MODEL:**  
HBF49HC-1-HS



**7 Year Parts/Labor Warranty**  
**7 Year Compressor Warranty**

#### CABINET CONSTRUCTION

- Stainless steel front, side, and grille (galvanized back & bottom)
- Stainless steel interior
- Full electronic control with one-touch defrost
- One-piece grille allow easy removal/installation for preventative maintenance
- Expansion valve technology
- Self closing door with 120° stay open feature
- Door locks (solid doors only)
- LED lighting
- Spring-loaded style hinges
- Plug-in magnetic door gaskets
- Six (6) heavy duty epoxy coated wire shelves
- 6" Casters with two (2) brakes

#### OPTIONS & ACCESSORIES

- Stainless steel universal tray slide pair, 1 tray slide set for (1) 18" x 26" or (2) 14" x 18" pans (AC)
- 3" Casters or 6" legs
- Epoxy shelves
- Shelf clips
- Remote option\* (see note on back page)

#### REFRIGERATION SYSTEM

- Uses environmentally friendly, energy efficient R290 refrigerant, and meets all regulatory requirements for CARB, SNAP, DOE & more
- Hot gas condensate evaporator
- Adaptive defrost
- Epoxy coated evaporator coil
- Freezer capable of maintaining product temperature down to -10°F



 ENERGY STAR  
Please verify qualifying units by visiting:  
[www.energystar.gov/cfs](http://www.energystar.gov/cfs)

3779 Champion Blvd., Winston-Salem, NC 27105  
1-888-845-9800 Fax: 1-336-245-6453  
Beverage-Air.com Sales@bevair.com



# BEVERAGE-AIR

MODEL	HBF49HC-1-HS
<b>EXTERNAL DIMENSIONAL DATA</b>	
Width Overall	52"
Depth Overall with Handle	33 3/4"
Height Overall	84 1/4"
Number of Doors	4
Depth with Door Open 90°	55 7/8"
Door Openings (in)	22 3/4" x 24 5/8"
<b>INTERNAL DIMENSIONAL DATA</b>	
NET Capacity (cubic ft.)	46.2
Internal Width Overall (in)	49"
Internal Depth Overall (in)	26"
Internal Height Overall (in)	61 5/8"
Internal Height Usable (in)	55"
Number of Shelves	6
<b>ELECTRICAL DATA</b>	
Full Load Amperes 115/60/1	10.0
<b>REFRIGERATION DATA</b>	
Horsepower	3/4
Capacity (BTU/Hr)	2772
Heat Rejection (BTU/Hr)	4158
Charge (lbs/grams/ounces)	0.2205 / 100 / 3.53
<b>SHIPPING DATA</b>	
Gross Weight - Crated	640 lbs
Height - Crated	86"
Width - Crated	54"
Depth - Crated	36"

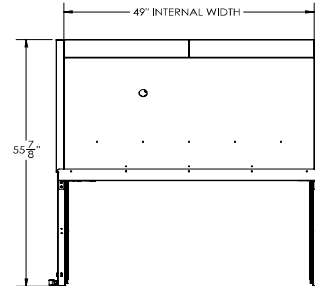
\*NOTE: Remote units are field wired and come with 6" legs.  
Refrigerant must be specified at time of order.

We reserve the right to change specifications and product design without notice. Such revisions do not entitle the buyer to corresponding changes, improvements, additions or replacements for previously purchased equipment. Dimensional tolerances +/- 1/4". Metric dimensions (MM).

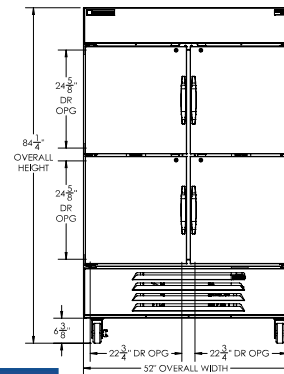
## Bottom Mount Reach-In Freezer Model: HBF49HC-1-HS

### Model Views

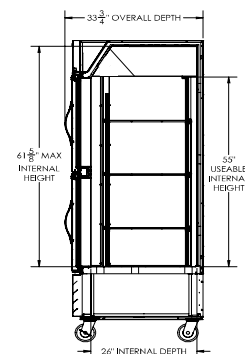
Required Clearance: Bottom & Rear 3"



### PLAN VIEW



### ELEVATION VIEW



### SIDE VIEW

### ELECTRICAL CONNECTION



115/60/1  
NEMA 5-15P

Unit pre-wired at factory and include 8' long cord and plug set.

