



Profit from the Eagle Advantage®

# Specification Sheet

## Short Form Specifications

Eagle Hot Food Tables, open base design, model \_\_\_\_\_. Top and body to be heavy gauge type 430 stainless steel, with top and water pan removable for cleaning or replacement. All top openings sized to accommodate 12" x 20" steam table pans. Water pan to be all-welded 20/304 stainless steel, complete with 1½" diameter brass drain. Burners are straight flow tubular type with energy-saving design for quick starts (15,000 BTU burner on 2- and 3-well openings, 30,000 BTU burner on 4-, 5-, and 8-well openings) and pressure regulator. ½" NPT pipe connection on right side. Polycarbonate 8" wide cutting board and stainless steel dish shelf provided. Legs to be 1½" O.D. galvanized tubing with galvanized adjustable undershelf, and adjustable non-marking plastic bullet feet.



#AWT3-NG unit with optional Flex-Master® Overshelf System\*

## Options / Accessories

- Bolted-in undershelf
- Tray slides/shelf
- Rolltop cover
- Serving shelf
- Top adapters
- Food pans/insets
- AutoFill® automatic water fill system

\* See Catalog Sheet #EG30.18 for more information on Flex-Master® overshelves

## EAGLE GROUP

100 Industrial Boulevard, Clayton, DE 19938-8903 USA

Phone: 302-653-3000 • Fax: 302-653-2065

www.eaglegrp.com

Foodservice Division: Phone 800-441-8440

MHC/Retail Display Divisions: Phone 800-637-5100

For custom configuration or fabrication needs, contact our SpecFAB® Division.

Phone: 302-653-3000 • Fax: 302-653-2065 • e-mail: quotes@eaglegrp.com

Spec sheets available for viewing, printing or downloading from our online literature library at [www.eaglegrp.com](http://www.eaglegrp.com)

Eagle Foodservice Equipment, Eagle MHC, SpecFAB®, and Retail Display are divisions of Eagle Group. ©2015 by the Eagle Group

Item No.: \_\_\_\_\_  
 Project No.: \_\_\_\_\_  
 S.I.S. No.: \_\_\_\_\_

# Gas Water Bath Steam Tables—Open Base

## MODELS:

- |                                   |                                     |                                    |                                      |
|-----------------------------------|-------------------------------------|------------------------------------|--------------------------------------|
| <input type="checkbox"/> AWT2-NG  | <input type="checkbox"/> AWTP4-NG   | <input type="checkbox"/> ASWT2-NG  | <input type="checkbox"/> ASWTP4-NG   |
| <input type="checkbox"/> AWTP2-NG | <input type="checkbox"/> AWT4-NG-1  | <input type="checkbox"/> ASWTP2-NG | <input type="checkbox"/> ASWT4-NG-1  |
| <input type="checkbox"/> AWT3-NG  | <input type="checkbox"/> AWTP4-NG-1 | <input type="checkbox"/> ASWT3-NG  | <input type="checkbox"/> ASWTP4-NG-1 |
| <input type="checkbox"/> AWTP3-NG | <input type="checkbox"/> AWT5-NG    | <input type="checkbox"/> ASWTP3-NG | <input type="checkbox"/> ASWT5-NG    |
| <input type="checkbox"/> AWT4-NG  | <input type="checkbox"/> AWTP5-NG   | <input type="checkbox"/> ASWT4-NG  | <input type="checkbox"/> ASWTP5-NG   |

Models listed are units with natural gas. For units with liquid propane, replace suffix "-NG" with "-LP". Example: AWT3-LP

## Construction

- Table body and top constructed of highly polished 20 gauge 430 series stainless steel.
- Top has openings sized to accommodate 12" x 20" (305 x 508mm) food pans.
- Poly cutting board 8" (203mm) wide and ½" (32mm) thick is mounted on stainless steel brackets located on control side of unit.
- Cutting board and stainless steel dish shelf are standard on all models.
- Legs are 1½" (42mm) O.D. galvanized tubing fitted with adjustable, non-marking plastic feet.
- Undershelf constructed of galvanized steel.

## Water pan

- 20 gauge 304 stainless steel all-seamless construction, complete with 1½" (38mm) diameter brass drain.

## Burner assembly

- Constructed of aluminized steel with straight flow energy-saving design for quick startup.
- 15,000 BTU burner on 2- and 3-opening models; 30,000 BTU burner on 4-, 5-, and 8-opening models.
- ½" (13mm) N.P.T. pipe connection is on right side.
- Available in LP gas.

## Optional safety pilot

- AGA design certified, complete with high performance cast aluminum automatic shut-off valve and pressure regulator.

## Certifications / Approvals



New York MEA 318-84-E

## AUTOQUOTES



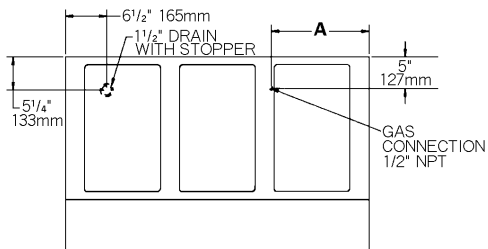
EG30.12 Rev. 05/15



Profit from the Eagle Advantage®

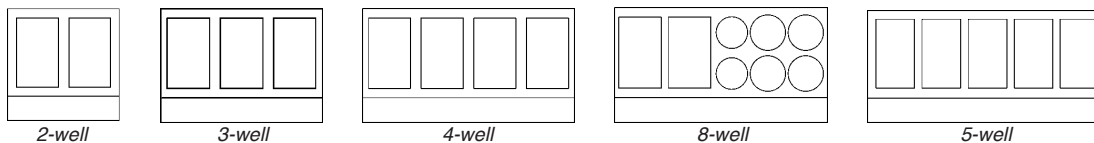
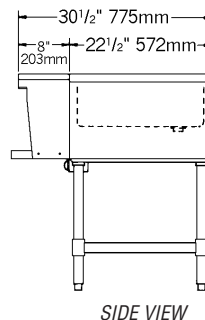
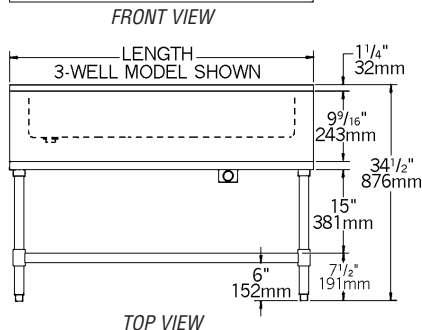
Item No.: \_\_\_\_\_  
 Project No.: \_\_\_\_\_  
 S.I.S. No.: \_\_\_\_\_

## Gas Water Bath Steam Tables—Open Base



Dimension A	
2 well	8" (203mm)
3 well	15 1/2" (294mm)
4 well	15 1/2" (294mm)
5 well	23" (584mm)

**Note:** models #AWT4-NG-1 and AWTP4-NG-1 are provided with (2) 12" x 20", (2) 6 1/2" round openings, and (4) 8 1/2" round openings. See "8-well" line art below.



description	# of top openings	length		WITH GALVANIZED LEGS AND UNDERSHELF weight			WITH STAINLESS STEEL LEGS AND UNDERSHELF weight		
		in.	mm	model #	lbs.	kg	model #	lbs.	kg
natural gas	2	33"	838	<b>AWT2-NG</b>	73	33.1	<b>ASWT2-NG</b>	76	34.5
natural gas, with safety pilot	2	33"	838	<b>AWTP2-NG</b>	73	33.1	<b>ASWTP2-NG</b>	76	34.5
natural gas	3	48"	1219	<b>AWT3-NG</b>	127	57.6	<b>ASWT3-NG</b>	132	59.9
natural gas, with safety pilot	3	48"	1219	<b>AWTP3-NG</b>	127	57.6	<b>ASWTP3-NG</b>	132	59.9
natural gas	4	63 1/2"	1613	<b>AWT4-NG</b>	198	89.8	<b>ASWT4-NG</b>	205	93.0
natural gas, with safety pilot	4	63 1/2"	1613	<b>AWTP4-NG</b>	198	89.8	<b>ASWTP4-NG</b>	205	93.0
natural gas	8	63 1/2"	1613	<b>AWT4-NG-1</b>	198	89.8	<b>ASWT4-NG-1</b>	205	93.0
natural gas, with safety pilot	8	63 1/2"	1613	<b>AWTP4-NG-1</b>	198	89.8	<b>ASWTP4-NG-1</b>	205	93.0
natural gas	5	79"	2007	<b>AWT5-NG</b>	256	116.1	<b>ASWT5-NG</b>	265	120.2
natural gas, with safety pilot	5	79"	2007	<b>AWTP5-NG</b>	256	116.1	<b>ASWTP5-NG</b>	265	120.2

To order units with liquid propane in place of natural gas, replace suffix "-NG" with "-LP". Example: AWT3-LP

### FLEX-MASTER® Overshelf Kits

Both kits include two 16/304 overshelves and four 30" (762mm) posts. Add suffix specified to order kit (example: DHT2-120-FMU), or design your own using standard components from EG30.18.

description	add suffix
10" (254mm) overshelves	<b>-FM</b>
15" (381mm) overshelves, plus one ladle rack	<b>-FMU</b>

**EAGLE GROUP**  
 100 Industrial Boulevard, Clayton, DE 19938-8903 USA  
 Phone: 302-653-3000 • Fax: 302-653-2065  
 www.eaglegrp.com

Foodservice Division: Phone 800-441-8440  
 MHC/Retail Display Divisions: Phone 800-637-5100

Printed in U.S.A.  
 ©2015 by Eagle Group  
 Rev. 05/15

Spec sheets available for viewing, printing or downloading from our online literature library at [www.eaglegrp.com](http://www.eaglegrp.com)

Although every attempt has been made to ensure the accuracy of the information provided, we cannot be held responsible for typographical or printing errors. Information and specifications are subject to change without notice. Please confirm at time of order.