

Combi steamer

Project _____
 Item _____
 Quantity _____
 FCSI section _____
 Approval _____
 Date _____

C4eD 12.20 GS

Model

Convotherm 4 easyDial

- easyDial
- 12 Shelves
- Gas
- Injection/Spritzer
- Right-hinged door



Key features

- ACS+ operating modes: Steam, combi-steam, hot air
- ACS+ extra functions:
 - Crisp&Tasty - 5 moisture-removal settings
 - BakePro - 5 levels of traditional baking
 - HumidityPro - 5 humidity settings
 - Controllable fan - 5 speed settings
- easyDial: all functions are set in one operating level
- Semi-automatic cleaning system
- HygienicCare
- USB port integrated in the control panel
- TriColor indicator ring - indicates the current operating status
- Steam generated by injecting water into the cooking chamber
- Right-hinged door

Standard features

- ACS+ (Advanced Closed System +) operating modes:
 - Steam (86-266°F) with guaranteed steam saturation
 - Combi-steam (86-482°F) with automatic humidity adjustment
 - Hot air (86-482°F) with optimized heat transfer
- HygienicCare - food safety provided by antibacterial surfaces:
 - easyDial control panel
 - Door handle and recoil hand shower
- easyDial user interface:
 - Convotherm Dial (C-Dial) central control unit
 - Digital display
 - Retherming function - retherm products to peak quality
 - 99 cooking profiles each containing up to 9 steps
- Multi-point core temperature probe
- Door handle with safety latch
- Integral preheat bridge
- Data storage for HACCP and pasteurization figures
- Preheat and cool down function

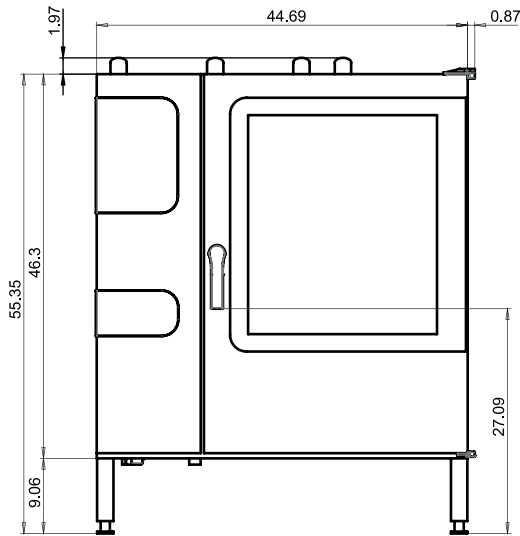
Options

- ConvoClean fully automatic cleaning system - with optional single-dose dispensing
- Steam and vapor removal - built-in condenser
- Disappearing door - more space and added safety (see separate data sheet)
- Grill version with grease management
- Ethernet port (LAN)
- Available in various voltages
- Sous-vide probe, external connection
- Core temperature probe, external connection

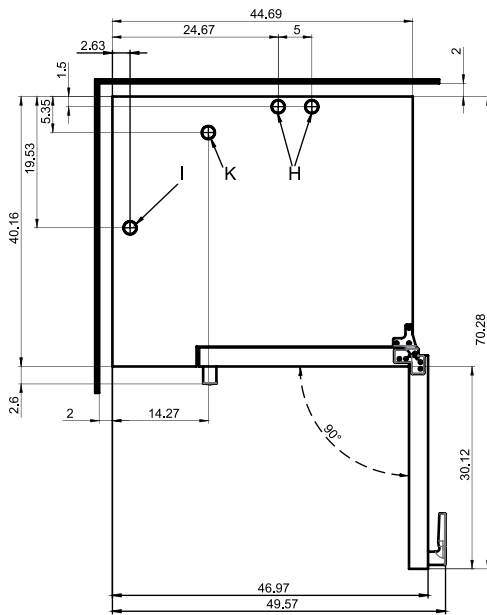
Accessories

- ConvoLink HACCP and cooking-profile management PC software
- Signal tower - indicates the operating status from a distance
- Banquet system (optionally as a package or individually): Plate loading trolley, loading trolley, thermal cover
- Cleaning products for the fully automatic ConvoClean cleaning system and the semi-automatic cleaning system

Front view



View from above with wall clearances



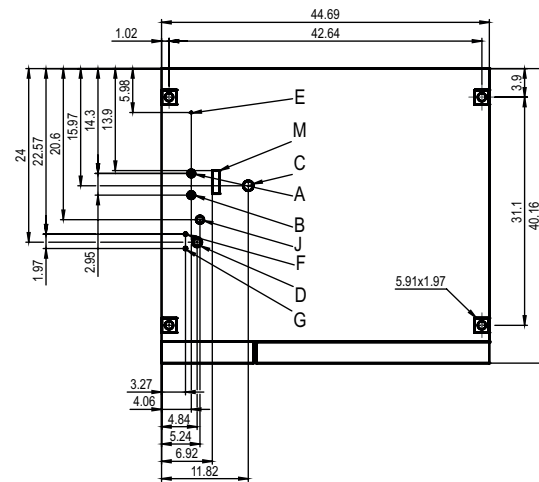
Installation requirements

Inclination

Max. absolute appliance inclination during operation* max. 2° (3.4%)

*Adjustable appliance feet as standard.

Connection positions



- A Water connections (for water injection)
- B Water connections (for cleaning, recoil hand shower)
- C Drain connection (2" I. D.)
- D Electrical connection
- E Electrical ground
- F Rinse-aid connection
- G Cleaning-agent connection
- H Air vent (2" I. D.)
- I Ventilation port
- J Gas connection
- K Exhaust outlet (cooking compartment heating element)
- M Safety overflow 3.2" x 1"

Dimensions and weights

Dimensions including packaging

Width x Height x Depth 55.5" x 63.6" x 46.1"

Weight

Net weight without options* / accessories 558 lbs

Packaging weight 99 lbs

Safety clearances**

Rear 2"

Right 2"

Left (18" clearance recommended for service) 2"

Top*** 39"

*Max. weight of options 22 lbs.

**Minimum clearance from heat sources: 20".

***Depends on the type of exhaust system and the ceiling's characteristics.

Loading capacity

Max. number of food containers

[Unit has 12 shelves, shelf spacing 2.68" max.]

Steam table pans (12"x20"x1")	24
Steam table pans (12"x20"x2.5")	24
Full size wire racks (20"x26")	12
Full size sheet pans (18"x26")	12
Half size sheet pans (13"x18")	24
Frying baskets (12"x20")	24
Plates (optional plate rack)	59

Max. loading weight

Per combi steamer	265 lbs
Per shelf	33 lbs

Electrical supply

120V 1PH 60Hz *

Rated power consumption	0.5 kW
Rated current	6.1 A
Power supply wire gauge	14 AWG
Conductor insulation rating	194°F

*Prepared for connection to an energy optimizing system.

Water connections

Water supply

Water supply	Two 3/4" I. D. GHT-M (garden hose adapter). The appliance is designed for a permanent hookup to the water supply that uses a connecting hose with a minimum diameter of 1/2"
Flow pressure	22 - 87 PSI / 1.5 - 6 bar

Drain

Drain version	Permanent hookup (recommended) or open pan or duct / channel
Type	2" I. D. (comes elbow-shaped as standard)
Slope for drainpipe	min. 5% (3°)

Water quality

Water connection A* for water injection

General requirements	Drinking water, typically treated water (install a water treatment system if necessary)
TDS	70 - 125 ppm
Hardness	70 - 125 ppm (4 - 7 gpg)

Water connection B* for cleaning, recoil hand shower

General requirements	Drinking water, typically untreated water
TDS	70 - 360 ppm
Hardness	70 - 360 ppm (4 - 21 gpg)

Water connections A, B*

pH value	6.5 - 8.5
Cl ⁻ (chloride)	max. 60 ppm
Cl ₂ (free chlorine)	max. 0.2 ppm
SO ₄ ²⁻ (sulfate)	max. 150 ppm
Fe (iron)	max. 0.1 ppm
SiO ₂ (silica)	max. 13 ppm
NH ₂ Cl (monochloramine)	max. 0.2 ppm
Temperature	max. 104°F

*See connection positions diagram, p. 2.

NOTICE: The owner/operator/purchaser must ensure that the water quality requirements are met. Otherwise the original equipment warranty is void.

Emissions

Heat emission

Latent	10426 BTU/h
Sensitive	7772 BTU/h
Drain temperature	max. 140°F / 60°C
Decibel rating	max. 70 dBA

Water consumption

Water connection A*

Average consumption for cooking	2.32 gph
Required flow rate	0.16 gpm

Water connections A, B

Average consumption for cooking**	3.51 gph
Required flow rate	3.96 gpm

*Values intended as guide for specifying the water treatment system.

**Incl. water required for cooling the wastewater.

NOTICE: See connection positions diagram, p. 2.

Gas specifications

Type of gas	Natural gas, propane
Gas connection	3/4" NPT

Flow pressure

Natural gas	5.5 - 14" WC
Propane	11 - 14" WC

Heat output For Natural gas, propane

Convection burner	109200 BTU/h
-------------------	--------------

Please note:

- Please refer to the Installation manual for further technical data and for instructions on installation and setup.
- Convotherm reserves the right of design improvement or modification, as warranted.
- There are numerous federal, national and local laws, regulations and standards. It is the responsibility of the owner and installer to observe these laws, regulations and standards (e.g. fire regulations and health and safety standards).
- Convotherm combi steamers are built to comply with the applicable standards for manufacturers.

9758314_01 ENG_USA 10/14. © 2014 Manitowoc. Please note that the product is being continuously improved and that, as a result, these specifications are subject to change without notice.