



Profit from the Eagle Advantage®

# Specification Sheet

## Short Form Specifications

Eagle Spec-Bar® Corner Workboard, model \_\_\_\_\_. Heavy gauge type 304 stainless steel construction. Stainless steel removable perforated insert, drain and mounting clips.



inner corner workboard



outer corner workboard

## Options / Accessories

Side and leg set \*

\* Includes leg channel and stainless steel crossbraced leg assembly. To order, add suffix "-LC". Example: ICWB-19/19-LC  
Two sets available to created freestanding unit. To order, add suffix "-2LC". Example: ICWB-19/19-2LC

**EAGLE GROUP**  
100 Industrial Boulevard, Clayton, DE 19938-8903 USA  
Phone: 302-653-3000 • Fax: 302-653-2065  
www.eaglegrp.com

**Foodservice Division: Phone 800-441-8440**  
**MHC/Retail Display Divisions: Phone 800-637-5100**

For custom configuration or fabrication needs, contact our **SpecFAB® Division**.  
Phone: 302-653-3000 • Fax: 302-653-3091 • e-mail: specfab@eaglegrp.com

**Spec sheets available for viewing, printing or downloading from our online literature library at [www.eaglegrp.com](http://www.eaglegrp.com)**

Eagle Foodservice Equipment, Eagle MHC, SpecFAB®, and Retail Display are divisions of Eagle Group. ©2011 by the Eagle Group

Item No.: \_\_\_\_\_  
Project No.: \_\_\_\_\_  
S.I.S. No.: \_\_\_\_\_

## Spec-Bar® Corner Workboards

### MODELS:

- ICWB-19/19       900CWB-19
- ICWB-19/24L     90ICWB-19
- ICWB-19/24R     450CWB-19
- ICWB-19/30L     45ICWB-19
- ICWB-19/30R     900CWB-24
- ICWB-24/24       90ICWB-24
- ICWB-24/30L     450CWB-24
- ICWB-24/30R     45ICWB-24

## Design and Construction Features

- Constructed of all type 304 stainless steel for strength and corrosion resistance.
- Backsplash, front panel, drain pans and perforated inserts are 20 gauge stainless steel.
- Includes removable stainless steel perforated insert.
- Drains are 1½" (38mm) I.P.S. threaded with nut and washer.
- Mounting clips included.
- Side and leg set available when corner workboard will not be attached to adjoining Spec-Bar® underbar equipment.



**AUTOQUOTES**



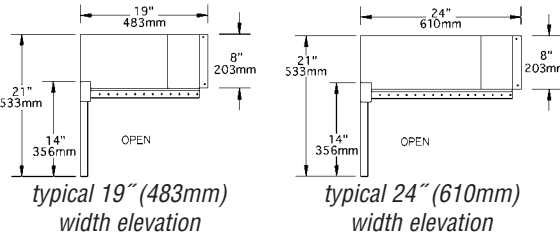
EG40.30 Rev. 10/11



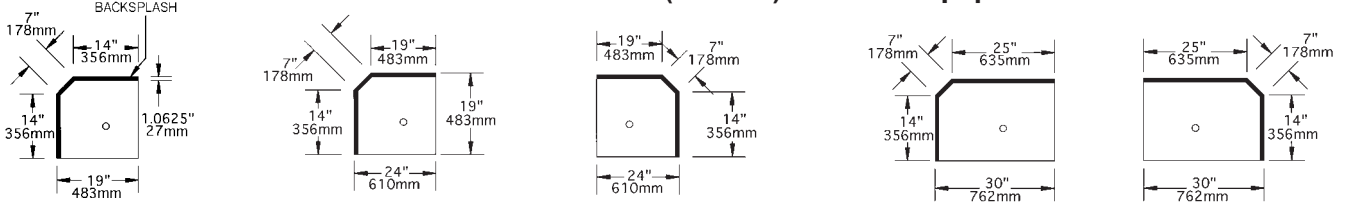
Profit from the Eagle Advantage®

Item No.: \_\_\_\_\_  
 Project No.: \_\_\_\_\_  
 S.I.S. No.: \_\_\_\_\_

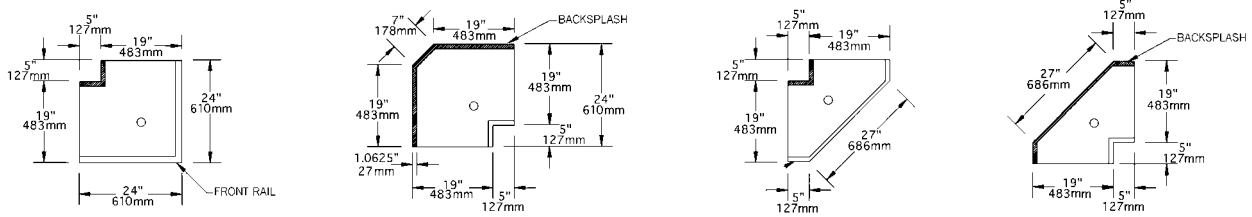
# Spec-Bar® Corner Workboards



## Corner Workboards to fit 19" (483mm) underbar equipment

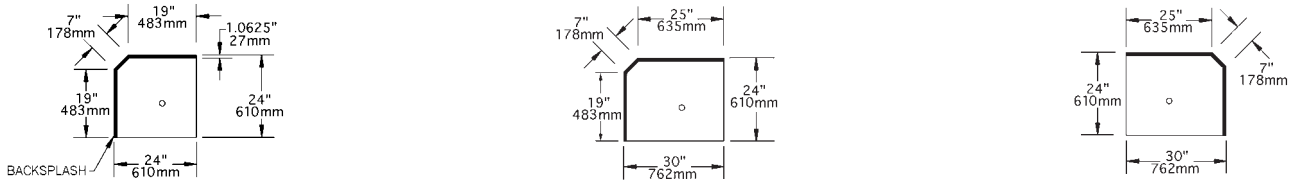


model #ICWB-19/19      model #ICWB-19/24L      model #ICWB-19/24R      model #ICWB19/30L      model #ICWB-19/30R

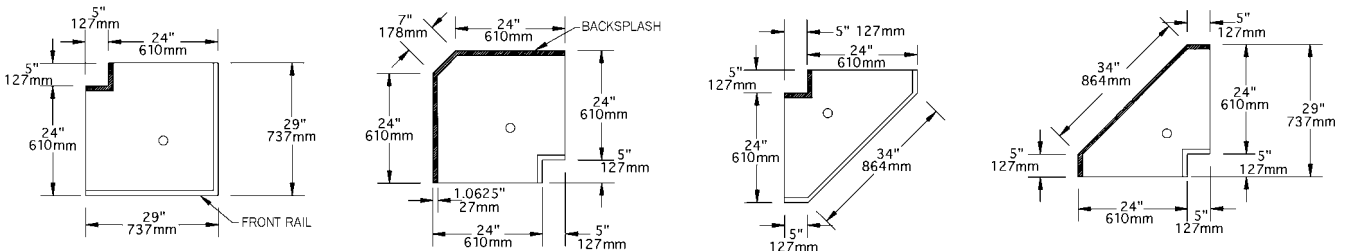


model #900CWB-19      model #90ICWB-19      model #450CWB-19      model #45ICWB-19

## Corner Workboards to fit 24" (610mm) underbar equipment



model #ICWB-24/24      model #ICWB-24/30L      model #ICWB24/30R



model #900CWB-24      model #90ICWB-24      model #450CWB-24      model #45ICWB-24

**EAGLE GROUP**  
 100 Industrial Boulevard, Clayton, DE 19938-8903 USA  
 Phone: 302-653-3000 • Fax: 302-653-2065  
 www.eaglegrp.com

Foodservice Division: Phone 800-441-8440  
 MHC/Retail Display Divisions: Phone 800-637-5100

Printed in U.S.A.  
 ©2011 by Eagle Group  
 Rev. 10/11

Spec sheets available for viewing, printing or downloading from our online literature library at [www.eaglegrp.com](http://www.eaglegrp.com)

Although every attempt has been made to ensure the accuracy of the information provided, we cannot be held responsible for typographical or printing errors. Information and specifications are subject to change without notice. Please confirm at time of order.