



4472N Mega Top

Front-Breathing Self-Contained Mega Top Refrigerated Bases

Project _____
Item _____
Quantity _____
CSI Section 11400
Approved _____
Date _____

4472N Mega Top: Front-Breathing Self-Contained Mega Top Refrigerated Bases

Models

- | | |
|--------------|--|
| • 4472N-18M | Three section with doors, eighteen pan capacity |
| • D4472N-18M | Three section with drawers, eighteen pan capacity |
| • 4472N-24M | Three section with doors, twenty-four pan capacity |
| • D4472N-24M | Three section with drawers, twenty-four pan capacity |
| • 4472N-30M | Three section with doors, thirty pan capacity |
| • D4472N-30M | Three section with drawers, thirty pan capacity |



4472N-30M

Standard Features

- Patented air screen ensures product stays cold without drying it out
- All 4400 Series units are 100% front breathing, which allows the unit to be pushed against a wall or built into a cabinet or an existing line up
- Durable, rugged stainless steel sides, top and front
- Features Delfield's exclusive ABS interior (on sides). ABS is extremely durable - it won't dent, chip or corrode and is backed by a limited lifetime warranty
- Delfield supplies 1/6 size pans and positive placement adapter bars for top opening
- Dual level pan brackets allow the pans to be lowered an additional inch in the unit without tools to provide additional pan temperature holding performance
- Mega top refrigerators are standard with 8" wide,

dishwasher safe polyethylene cutting board treated with antimicrobial agent

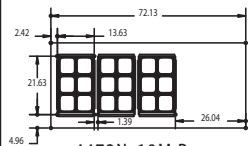
- "D" prefix models feature Delfield's new drawer system. Drawers are backed by a 10-year warranty on the track assembly
- Environmentally friendly R404A refrigerant
- High density foamed in place environmentally friendly, Kyoto Protocol Compliant, Non ODP (Ozone Depletion Potential), Non GWP (Global Warming Potential) polyurethane keeps energy costs low
- Black recessed quick grip handle
- Standard on 5" casters for easy cleaning and installation
- 6' cord and plug supplied
- One epoxy coated wire shelf standard, installed per door section
- ACT solid state electronic control
- Three year parts and labor warranty and an additional two year compressor parts warranty

Options & Accessories

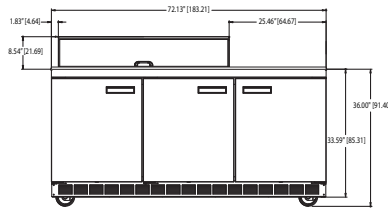
- Flat lift off cover
- 18" wide single tier overshef
- Stainless steel finish on back
- Plastic laminate on front
- Additional wire shelves
- 3" casters, 3.75" ride height
- Door lock
- Exterior thermometer
- 220V/50Hz electrical system*

* Inclusion of this option will alter electrical specifications of the unit

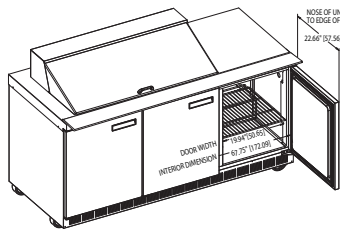
4472N-18M



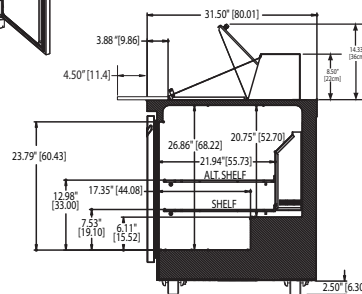
4472N-18M Pan
Cutout Configuration



4472N-18M Elevation View

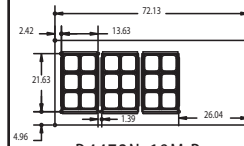


4472N-18M ISO View

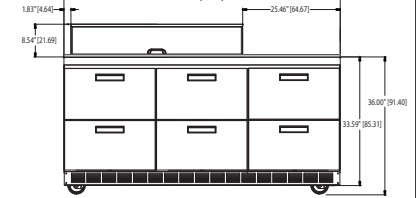


4472N-18M Right Side View

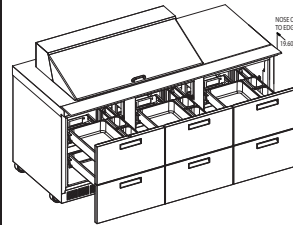
D4472N-18M



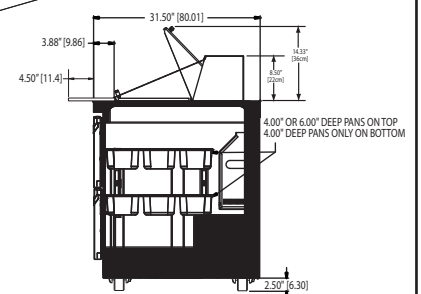
D4472N-18M Pan
Cutout Configuration



D4472N-18M Elevation View

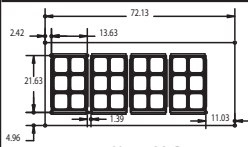


D4472N-18M ISO View

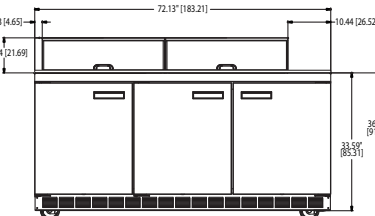


D4472N-18M Right Side View

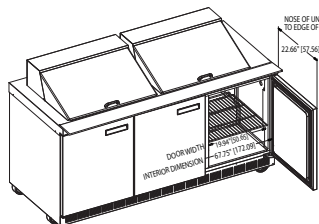
4472N-24M



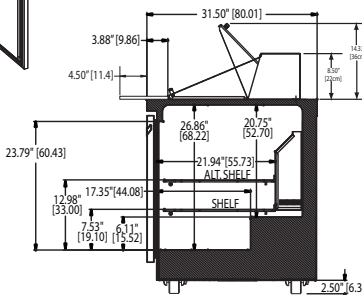
4472N-24M Pan
Cutout Configuration



4472N-24M Elevation View

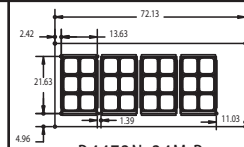


4472N-24M ISO View

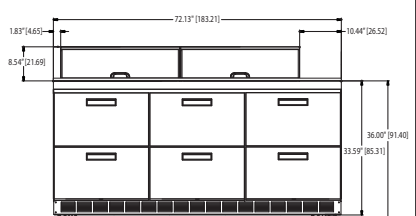


4472N-24M Right Side View

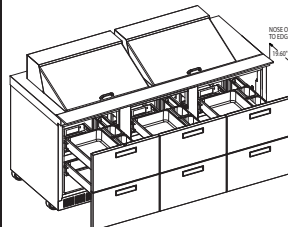
D4472N-24M



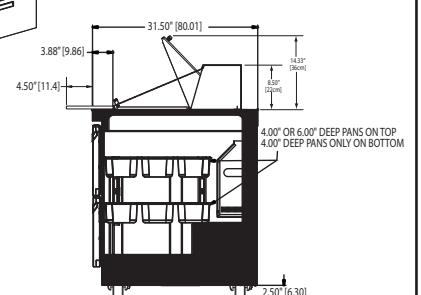
D4472N-24M Pan
Cutout Configuration



D4472N-24M Elevation View

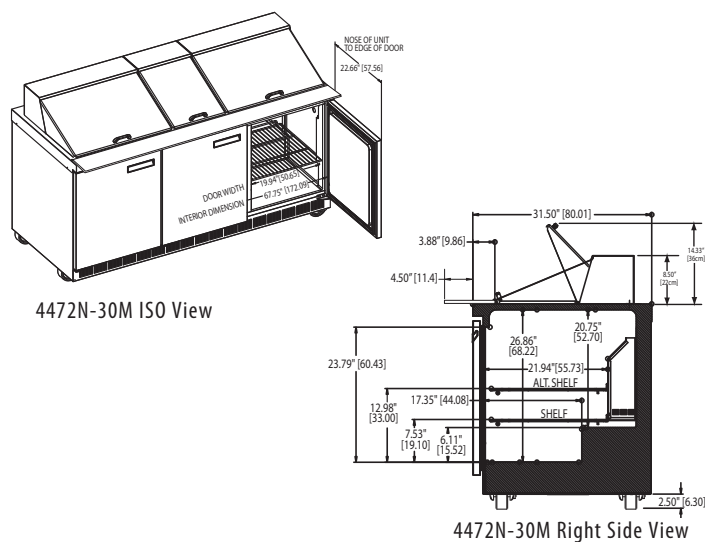
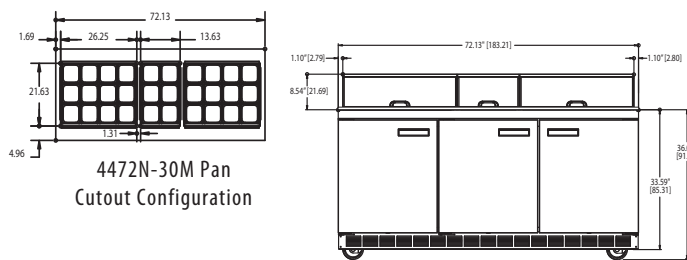


D4472N-24M ISO View

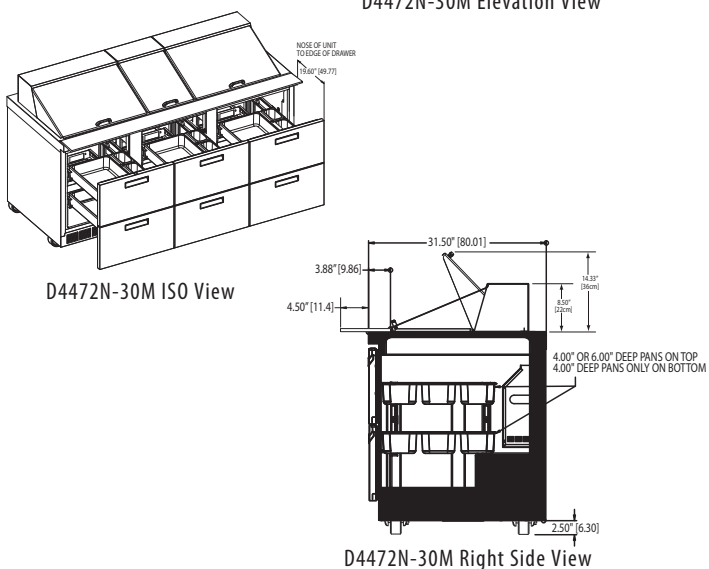
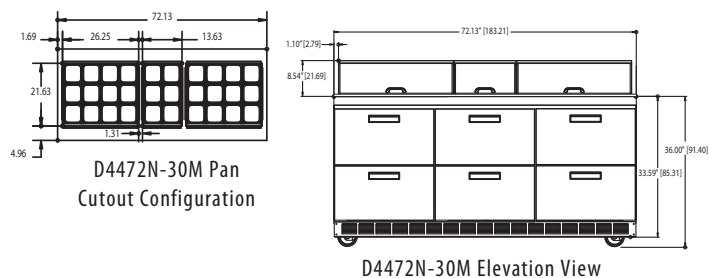


D4472N-24M Right Side View

4472N-30M



D4472N-30M



4472N Mega Top

Specifications									
Model	1/6 Size Pan Cap.	# of Shelves	Shelf Area	Volume	H.P.	V/Hz/Ph	Amps	Nema Plug	Ship Weight
4472N-18M	18	3	8.22ft ²	24.80ft ³	1/2	115/60/1	12.0	5-15P	461lbs/209kg
D4472N-18M	18	N/A	N/A	24.80ft ³	1/2	115/60/1	12.0	5-15P	545lbs/247kg
4472N-24M	24	3	8.22ft ²	24.80ft ³	1/2	115/60/1	12.0	5-15P	461lbs/209kg
D4472N-24M	24	N/A	N/A	24.80ft ³	1/2	115/60/1	12.0	5-15P	545lbs/247kg
4472N-30M	30	3	8.22ft ²	24.80ft ³	1/2	115/60/1	12.0	5-15P	461lbs/209kg
D4472N-30M	30	N/A	N/A	24.80ft ³	1/2	115/60/1	12.0	5-15P	545lbs/247kg

Delfield reserves the right to make changes to the design or specifications without prior notice.

INSTALLATION NOTE:

Refrigeration system is designed so that air will flow under the unit, through the compressor area and out the front of the unit. Any restriction to this air flow path will void the warranties.



4472N Mega Top

Front-Breathing Self-Contained Mega Top Refrigerated Bases

Specifications

Exterior top is one-piece 22-gauge stainless steel with integral 2.12" (5.4cm) square nosing on the front. Telescoping lid is constructed of 20-gauge stainless steel. Top of drawer unit has openings to accept 18, 24 or 30 1/6 size plastic pans 4" (10cm) deep. Top of door unit has openings to accept 18, 24 or 30 1/6 size plastic pans 4" or 6" (10cm or 15cm) deep. Adapter bars and 1/6 size pans are supplied by Delfield. Temperature in top openings maintains 33°F (1°C) to 41°F (5°C), with pans recessed 2.5" (6.4cm) at 86°F ambient room temperature, meeting NSF 7 requirements. One 72" x 8" x .5" (183cm x 20.3cm x 1.3cm) polyethylene cutting board treated with antimicrobial agent is mounted on the top at the front edge.

Dual level pan brackets allow the pans to be lowered an additional inch in the unit without tools to provide additional pan temperature holding performance.

Exterior back and bottom are two-piece 24-gauge galvanized steel. Exterior ends are stainless steel.

Interior sides are thermoformed ABS plastic with shelf supports. Base is fully insulated with high-density foamed in place environmentally friendly, Kyoto Protocol Compliant, Non ODP (Ozone Depletion Potential), Non GWP (Global Warming Potential) polyurethane.

Refrigeration system uses HFC-404A refrigerant. Compressor is 1/2 H.P., with condenser coil and hot gas condensate evaporator mounted on rear of the cabinet. Evaporator coil is located on the interior rear wall of the cabinet. Refrigerant flow is controlled by a capillary tube. Cabinet maintains an interior cabinet temperature of 36°F to 40°F (2°C to 4°C).

ACT control: ACT electronic, solid state control, mounted on the exterior rear of the cabinet, allows unit to maintain precise temperatures in heavy duty conditions.

Electrical connections are 115 volt, 60 Hertz, single phase. Unit has a 6' (1.8m) long electrical cord and NEMA 5-15P plug.

Casters: Equipment is mounted on 5" (13cm) diameter plate casters with front two locking. Equipment clearance above the floor is 2.5" (6cm).

Doors have a 24-gauge stainless steel exterior, with thermoformed ABS plastic interior liner. Cabinet has one adjustable epoxy-coated wire shelf per door opening.

Drawers have 24-gauge stainless steel exterior with thermoformed ABS plastic interior liner. Drawer frames are 12-gauge stainless steel. Drawer slides are 11-gauge stainless steel with Delrin bearings. Each top drawer holds one 12" x 20" (30.5cm x 50.8cm) pan and three 1/9 size pans 4"-6" (10.2cm-15.2cm) deep. Each bottom drawer holds one 12" x 20" (30.5cm x 50.8cm) pan and three 1/9 size pans 4" (10.1cm) deep. Pans are supplied by others.

