



# Ceiling Mounted Warmers & Luminaires

## Description:

Single warmer fixture available in 4 different mounting styles: **Retractable (-RET)**, **Corded (-C)**, **Small Rigid Tube (-SMT)**, and **Large Rigid Tube (-LGT)**. Our warmers come in 8 distinctive shade styles and 6 different finishes to match any décor. In Addition to food warming, our lamps can also be configured for decorative lighting purposes. All fixtures are constructed using the finest materials and components. Lamp body and switch holder are constructed from heavy gauge spun aluminum. Standard finishes include: **Black (-BK)**, **Stainless Steel (-SS)**, and **Chrome (-CH)**. Premium finishes for an additional charge include: **Smoked Copper (-SC)**, **Brass (-BR)**, and **Bright Copper (-COP)**. All finishes are non-tarnishing, require no polishing and are easy to clean. All internal components including lamp socket and wiring are high temperature rated (200°C). Each shade style is available with all mounting types\*. All units **EXCEPT** the **(-LGT)** can be track mounted onto an electrical track and are all available with or without a switch.



**\*500** Shade Style only available on rigid mounts (-SMT) & (-LGT) Models

### Accessories (Must be ordered separately):

- "H" Compatible track
- "H" Compatible track fittings
- Additional Teflon Coated Heat Bulbs

### Standard Features:

- 4 different mounting styles to choose from
- 8 Different Lamp Shade Styles
- 6 Different Finishes: **Black, Stainless Steel, Chrome, Smoked Copper, Brass, & Bright Copper**

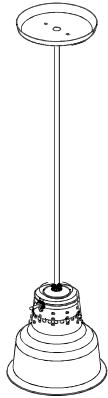
SPECIFICATIONS	
<b>MECHANICAL</b>	
Lamp Shade	Plated or powder coated Stainless Steel
Lamp Shade Sizes	Varies in size *See Pg. 3
Lamp Shade height from countertop	-C Models ship with an 8 Ft. cord to be shortened to the appropriate length during installation. -SMT and LGT Units must be cut to desired length at our factory. -All retractable ceiling warmers offer a camber range of 30"-100"
Verticle Tube & Fittings	Brass and Stainless Steel
Switch Holder (Optional)	Plated or powder coated spun aluminum. *Size varies, see pg. 3
Celing Cover	Brass, Copper or Stainless Steel plated or powder coated spun aluminum.
Shipping Weight	Approximately 4 lbs.
Internal Wiring	18 gauge silver stranded with Teflon insulation. Rated (200° C / 392° F)
Lamp Socket	Glazed porcelain/nickel. Rated (200° C / 392° F)
Switch (Optional)	On/Off rated 15 amps @115 VAC
Cord	115 VAC-18 gauge 3 conductor cable 230 VAC-18 gauge 3 conductor harmonized cable
<b>ELECTRICAL</b>	
Operating Voltage	115-230, VAC 50-60 Hz, single phase
Power	250 watts Maximum
Operating Amperage	2.25 amps (115 VAC) 1.25 amps (230 VAC)
Bulb Type	250 watt maximum Infrared Teflon Coated Shatterproof Heat Bulb
<b>SAFETY LISTINGS</b>	
Certifications	 

### Hanson Heat Lamps

7530 San Fernando Road Sun Valley, CA 91352 Phone: (818)767-3501 Email: info@HansonHL.com

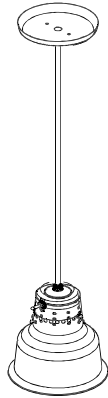


# Ceiling Mounted Warmers Mounting Options



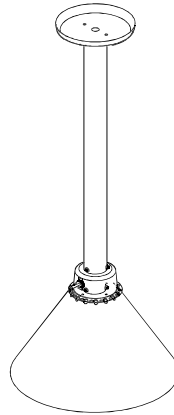
**(-SMT)**

Small Metal Tube



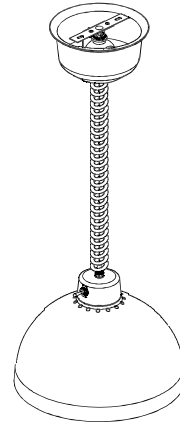
**(-C)**

Corded



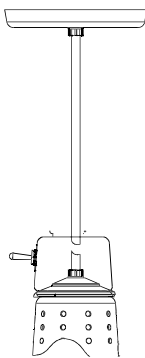
**(-LGT)**

Large Metal Tube



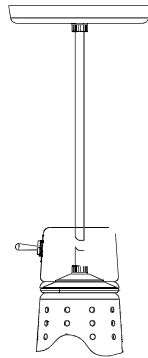
**(-RET)**

Retractable



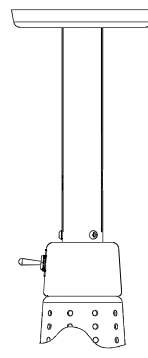
Type **(-SMT)**

1/2" Diameter rigid narrow metal stem down tube. Must specify desired overall length



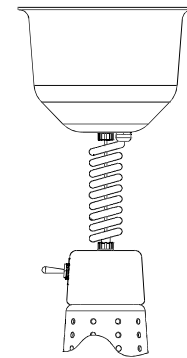
Type **(-C)**

Flexible Black cord 8Ft. long. Cut to length during installation.



Type **(-LGT)**

1 1/2 " Diameter rigid wide metal stem down tube. Must specify desired overall length.



Type **(-RET)**

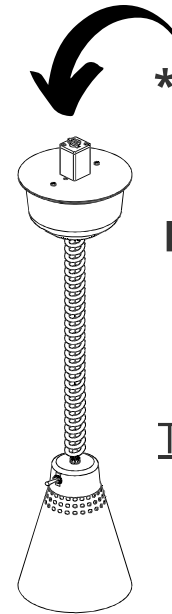
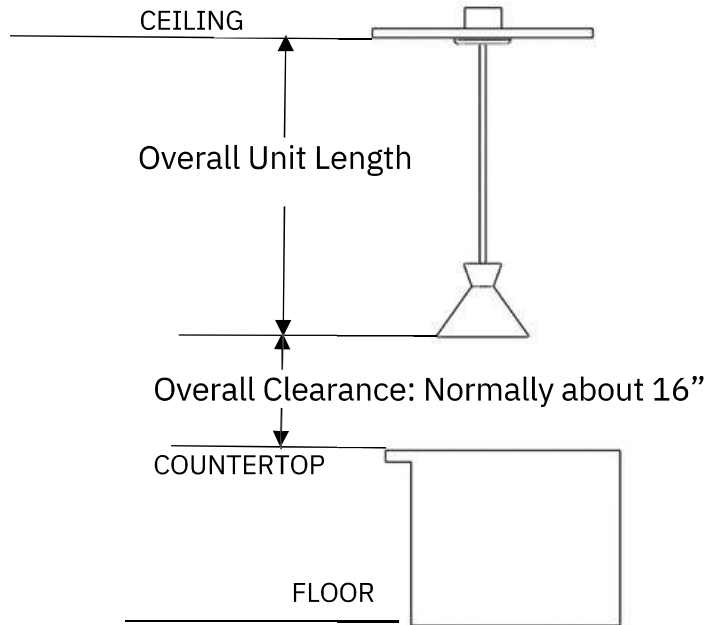
Retractable cord ceiling mount. Height adjustable 30"-100" from ceiling.

**Hanson Heat Lamps**

7530 San Fernando Road Sun Valley, CA 91352 Phone: (818)767-3501 Email: info@HansonHL.com



## Ceiling Mounted Warmers




\*\*\*All of our hanging lamps **EXCEPT** the (-LGT) are available with a Track Fitting Mount

## Lamp Shade Styles & Dimensions

200	300	400	500	600	700	800	900
D: <u>6"</u>	D: <u>7 1/4"</u>	D: <u>11"</u>	L: <u>7 1/4"</u>	D: <u>6 3/4"</u>	D: <u>7"</u>	D: <u>11 1/2"</u>	D: <u>6 1/2"</u>
H: <u>7 3/4"</u>	H: <u>7 7/8"</u>	H: <u>8 1/8"</u>	W: <u>7 1/4"</u> H: <u>7 3/8"</u>	H: <u>7 1/2"</u>	H: <u>7 7/8"</u>	H: <u>8"</u>	H: <u>8 3/8"</u>

## Switch Mount Options



### Switch Holder Dimensions

Styles 200-300: Switch Holder Dimensions: 1 1/2" diameter x 2 3/4" tall. Switch toggle 15 amps @ 115 VAC

Styles 400-900: Switch Holder Dimensions: 2 3/4" diameter x 2" tall. Switch toggle 15 @ 115 VAC

## Hanson Heat Lamps