



BX-14E

Single or Double Boilerless Electric
Combination-Oven/Steamer



OPTIONS AND ACCESSORIES (AT ADDITIONAL CHARGE)

■ Controls

- ☐ MenuSelect control can hold multi-stage programming for up to 99 products, includes Cook & Hold, core probe cooking and USB port
- ☐ Touchscreen control allows cooking with timer and core probe simultaneously. Includes shelf timing, cooking compensation and multi-shelf recipes. Holds up to 255 recipes.

■ Legs & Casters

- ☐ 6" (152.4mm) adjustable legs
- ☐ 6" (152.4mm) seismic legs
- ☐ 25" (635mm) adjustable legs
- ☐ Stand mount casters
- ☐ Additional 4" core temperature probe
- ☐ 480VAC, 3 phase
- ☐ Additional stainless steel wire shelves
- ☐ Chicken roasting rack
- ☐ Single source water manifold
- ☐ Water pressure regulator (1 per section)
- ☐ Backflow preventer
- ☐ Extended warranty

Project _____

Item No. _____

Quantity _____

BX-14E

All data is shown per oven section, unless otherwise indicated.

Refer to operator manual specification chart for listed model names.

EXTERIOR CONSTRUCTION

- Stainless steel top, front, sides and back
- Dual pane tempered viewing window with hinged inner glass for easy cleaning
- Door mounted condensate trough
- Top and bottom mount, easily adjustable door hinges
- Pivot out user interface panel for service access

INTERIOR CONSTRUCTION

- Fully welded stainless steel frame
- Fully insulated cooking chamber
- Fixed drain bottom center of cavity
- Easily removable stainless steel side rails
- 316 stainless steel coved corner liner for ease of cleaning

OPERATION

- Standard control with function selection for steam, combi, hot air, and cool down
- Retherm band on control
- Steam on demand feature
- Thermostat control to 500F
- Multiple speed reversing fan for even bake
- Dual stage door latch to vent steam before fully opening door
- Cavity vent control provides ability to release steam at the push of a switch
- Integral door switch
- Open vented system. Condenses steam and drains away by-products of the cooking process, eliminates flavor transfer

CAPACITY

- Fourteen 12" x 20" x 2-1/2" deep pans at 3-1/4" spacing
- Seven 18" x 26" deep pans at 3-1/4" spacing

STANDARD FEATURES

- Five (5) stainless steel wire shelves per section (capacity for 7)
- Hinged pressure panel for cleanability
- Halogen lights for superior cavity illumination
- Retractable hose reel (excluding top sections)
- Stacking kit and casters for double stack ovens
- Pressure spray bottle for oven cleaning
- 4" core temperature probe
- Floor stand with rack supports
- Start-up inspection service by factory authorized service agent
- One year parts and labor oven warranty*

** For all international markets, contact your local distributor.*




BLODGETT OVEN COMPANY

www.blodgett.com • 44 Lakeside Avenue, Burlington, VT 05401 • Phone: (802) 658-6600 • Fax: (802) 864-0183



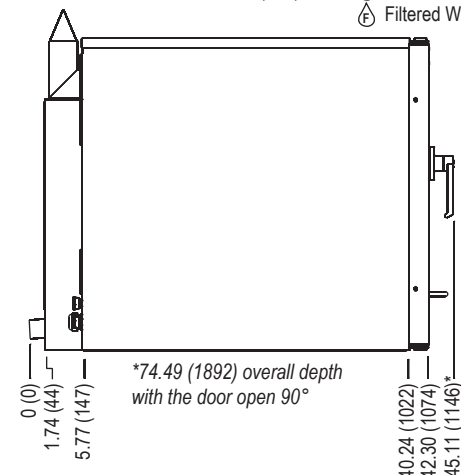
BX-14E



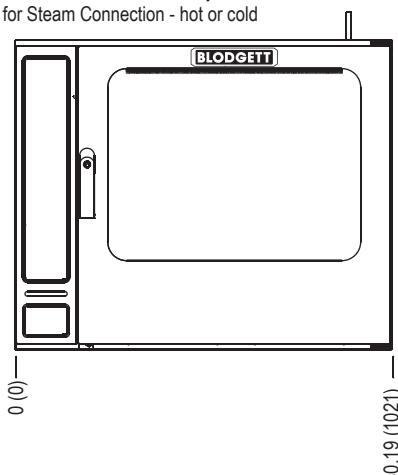
APPROVAL/STAMP

DIMENSIONS ARE IN INCHES (MM)

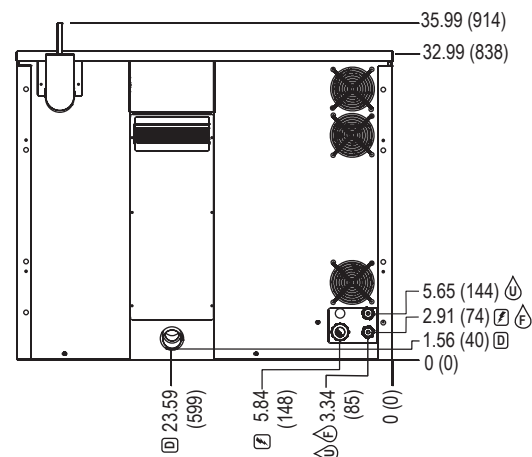
- Unfiltered Water for Condensate - cold only
Filtered Water for Steam Connection - hot or cold



SIDE VIEW



FRONT VIEW



REAR VIEW

SHORT FORM SPECIFICATIONS: Provide Blodgett Combi model BX-14E single, boilerless electric combination-oven/steamer. Unit shall have the ability to cook with pressureless steam (212F), hot air, or combination of steam and hot air (with an operating range 140F to 500F), vario-steaming (operating range 140F to 212F), low temperature cooking and holding, rethermalizing, cool down mode and our Exclusive Steam on Demand steam injection system. Oven capacity to accept 7ea 18x26 bake pans or 14ea 12x20x2.5" full size steam table pans with 3-1/4" spacing. Front access service user interface control panel and service diagnosis system. Unit shall be constructed with a fully welded stainless steel frame. Cooking chamber shall be constructed with 316 series with 2B dull stainless steel finish and coved corners. Retractable hose reel (excluding top sections) to include front water shut off valve. Unit shall include a four speed, bi-directional fan with vent switch to control humidity in the cooking chamber. Dual pane thermal glass window with 180 degree door swing, two-step safety door-latch with adjustable door hinges, door mounted drip pan. Unit to include a detachable 4" core temperature probe and halogen lights. Where applicable, quantities in this spec are doubled for stacked units. A start-up inspection service will be performed by our factory-authorized agent at no cost to the operator. One-year parts and labor warranty, standard.

DIMENSIONS:

Floor space: 42.30" x 40.19" (1074 x 1021mm)

Unit Height:

Single 35.99" (914mm)
Double 68.98" (1752mm) without legs/casters

Additional Height:

6" adjustable legs 6.88" - 8" (174.6-203.2mm)
6" adjustable seismic legs 6.63" - 8" (168.3-203.2mm)
25" adjustable legs 25.25" - 26.38" (641.4-670mm)
Low profile caster 4" (101.6mm)
Stand w/rack supports 22.5" - 23.63" (571.5-600.1mm)
Stand w/rack supports on casters 22.63" (574.7mm)

OVEN CLEARANCES:

Right Side 2" (50.8mm)
Left Side 2" (50.8mm)
Rear 3" (76.2mm)

MINIMUM ENTRY CLEARANCE:

Uncrated 33" (838mm)
Crated 42" (1066.8mm)

POWER SUPPLY (per section):

208VAC 19.0 kW 3 phase (53 amp)
240VAC 19.0 kW 3 phase (46 amp)
480VAC 19.0 kW 3 phase (23 amp)

WATER SUPPLY & DRAIN (per section):

Good quality water feed is the responsibility of the owner. Water quality must be within the following general guidelines.

TDS: 40-125 ppm Hardness: 35-100 ppm pH: 7.0 - 8.5
Silica: <13 ppm Chlorides: <25 ppm Chlorine: <0.2 ppm
Chloramine: <0.2 ppm

The best defense against poor water quality is a water treatment system designed to meet your water quality conditions. Blodgett offers optional systems from Optipure.

Pressure: 40(min)-50(max) PSI
Connections: 2" drain connection - max. drain temperature 140°F (60°C)
3/4" garden hose cold water

Appliance is to be installed with backflow protection in accordance with federal, state or local codes.

SHIPPING INFORMATION:

Approx. Weight:

Single section 595 lbs. (270 kg)
Double stack 1220 lbs. (553 kg)
Stand w/guides 140 lbs. (64 kg)

Crate size (per section):

44.5" H x 42" W x 54.5" D (1130 x 1067 x 1384mm)

NOTE: The company reserves the right to make substitutions of components without prior notice

NOTE: The company reserves the right to make substitutions of components without prior notice

BLODGETT OVEN COMPANY

www.blodgett.com • 44 Lakeside Avenue, Burlington, VT 05401 • Phone: (802) 658-6600 • Fax: (802) 864-0183