



# BEVERAGE-AIR

Project: \_\_\_\_\_

AIA#

Item: \_\_\_\_\_

Location: \_\_\_\_\_

SIS#

Approved: \_\_\_\_\_

## MT MARKETEE™ MERCHANDISERS

MT53 Black Sliding Door Model  
Hydrocarbon Series

**MODELS:  
MT53-1SDB**



**MT53-1SDB**

**3 Year Parts/Labor Warranty  
Additional 2 Year Compressor Warranty**

### CABINET CONSTRUCTION

- Standard cabinet exterior finish is heavy duty steel with a black baked on durable coating
- Heavy duty interior construction includes white coated steel
- Electronic temperature control
- Modern one piece grill
- Double pane lowE argon filled glass doors feature outside pane that is tempered for added safety
- Self-closing sliding glass door features, pocket door handle
- LED lighting
- Whisper quiet refrigeration system
- Five (5) epoxy coated shelves per section
- 2" Leveling feet

### OPTIONS & ACCESSORIES

- Extra shelves & clips
- 3" Casters
- Visiside shelving kit

### REFRIGERATION SYSTEM

- Refrigeration system uses R290 refrigerant to comply with all environmental standards
- Condenser is designed to be low maintenance, and energy efficient.
- Automatic, non-electric evaporator
- Epoxy coated evaporator coil

**MT53™ Merchandiser: Sliding Door Model**



3779 Champion Blvd., Winston-Salem, NC 27105  
1-888-845-9800 Fax: 1-336-245-6453  
Beverage-Air.com sales@bevair.com



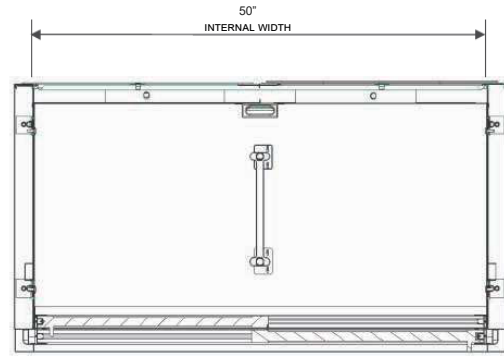
# BEVERAGE-AIR

MODEL	MT53-1SDB
<b>EXTERNAL DIMENSIONAL DATA</b>	
Width Overall	54 1/4"
Depth Overall	29 3/8"
Height Overall	78 5/8"
Number of Doors	2
Shelf Area (Sq. in)	474"
<b>INTERNAL DIMENSIONAL DATA</b>	
NET Capacity (cubic ft.)	34.98
Capacity 20 oz	480
Internal Width Overall (in)	50"
Internal Depth Overall (in)	23 1/4"
Internal Height Overall (in)	59 11/16"
Internal Height Useable (in)	54"
Number of Shelves	10
<b>ELECTRICAL DATA</b>	
Full Load Amperes 115/60/1	8.7
<b>REFRIGERATION DATA</b>	
Horsepower	1/2
Capacity (BTU/Hr)*	4201
<b>WEIGHT DATA</b>	
Gross Weight (Crated lbs)	483.91 lbs
Height - Crated	85 3/8"
Width - Crated	57"
Depth - Crated	33"


## Glass Sliding Door Model

Models: MT53-1SDB

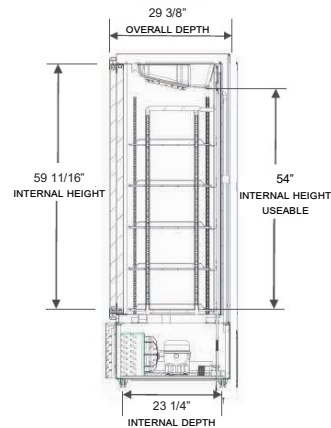
### Model Views



Plan View



Elevation View



Side View

### ELECTRICAL CONNECTION



115/60/1  
NEMA-5-15P

Units pre-wired at factory and include 8' long cord and plug set.



an Ali Group Company



The Spirit of Excellence

3779 Champion Blvd., Winston-Salem, NC 27105  
1-888-845-9800 Fax: 1-336-245-6453  
Beverage-Air.com sales@bevair.com