



# BEVERAGE-AIR

Project: _____	AIA# _____
Item: _____	
Location: _____	SIS# _____
Approved: _____	

## BB BAR EQUIPMENT - BACK BAR REFRIGERATOR

BB94HC Glass Door Wine Model  
Hydrocarbon Series

**MODEL:**  
**BB94HC-1-G-B-Wine**  
**BB94HC-1-G-S-Wine**

BB94HC Back Bar Refrigerators: Glass Door Series



**BB94HC-1-G-B-Wine**

**3 Year Parts/Labor Warranty**  
**Additional 2 Year Compressor Warranty**

### CABINET CONSTRUCTION

- Black or stainless steel exterior
- Interior construction utilizes galvanized steel on walls and ceiling, heavy duty stainless steel floor
- Full electronic control
- Heavy duty stainless steel floor
- Stainless steel top
- Two (2) epoxy coated shelves per section, standard
- Self-closing doors
- Stay-open feature & lock standard
- Magnetic door gaskets provide positive door sealing
- LED lighting
- Field reversible doors
- Compressor available on left or right, specify at time of unit order
- Balanced, forced air refrigeration system provides rapid chilling of product
- Maintains wine temperatures between 40°F to 60°F for storage of red or white wines

### OPTIONS & ACCESSORIES

- ☐ 3"-6" casters or 6" black legs
- ☐ Food models available
- ☐ Foot pedal door opener
- ☐ Solid doors

### REFRIGERATION SYSTEM

- Refrigeration system uses R290 refrigerant to comply with all environmental concerns
- Automatic, non-electric evaporator
- Epoxy coated evaporator coil



3779 Champion Blvd., Winston-Salem, NC 27105  
1-888-845-9800 Fax: 1-336-245-6453  
Beverage-Air.com sales@bevair.com



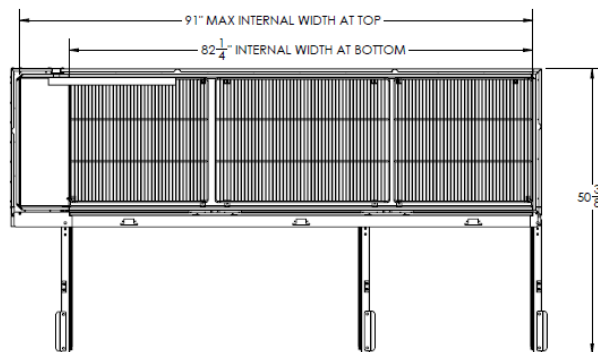
# BEVERAGE-AIR

MODEL	BB94HC-1-G-B-Wine	BB94HC-1-G-S-Wine
<b>EXTERNAL DIMENSIONAL DATA</b>		
Width Overall	95"	95"
Depth Overall with Handle	29 1/8"	29 1/8"
Height Overall	37 1/4"	37 1/4"
Number of Doors	3	3
Depth with Door Open 90°	50 3/8"	50 3/8"
Door Opening (in)	21" x 30"	21" x 30"
Shelf Area (sq. in)	Upper 496 19/64" Center 657 19/64" Lower 463 19/64"	Upper 496 19/64" Center 657 19/64" Lower 463 19/64"
<b>INTERNAL DIMENSIONAL DATA</b>		
NET Capacity (cubic ft.)	37.82	37.82
Internal Width Overall (in)	82 1/4"	82 1/4"
Internal Depth Overall (in)	23"	23"
Internal Height Overall (in)	32"	32"
Number of Shelves	6	6
Number of Kegs	5	5
<b>ELECTRICAL DATA</b>		
Full Load Amperes 115/60/1	5.5	5.5
<b>REFRIGERATION DATA</b>		
Horsepower	1/3	1/3
Capacity (BTU/Hr)*	2392	2392
<b>WEIGHT DATA</b>		
Gross Weight (Crated lbs)	544 lbs	544 lbs
Height - Crated	44 1/2"	44 1/2"
Width - Crated	97"	97"
Depth - Crated	31 1/2"	31 1/2"

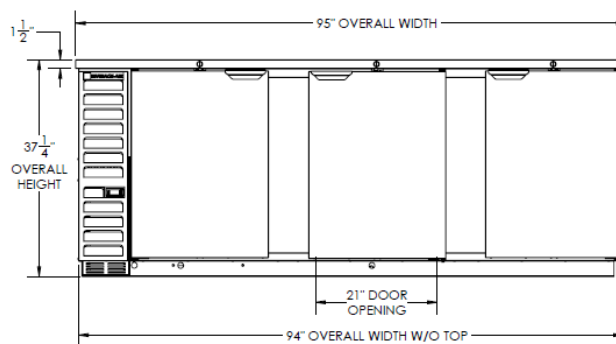
## Bar Equipment-Back Bar Refrigerator Glass Door Wine Model

Model: BB94HC-1-G-B-Wine, BB94HC-1-G-S-Wine

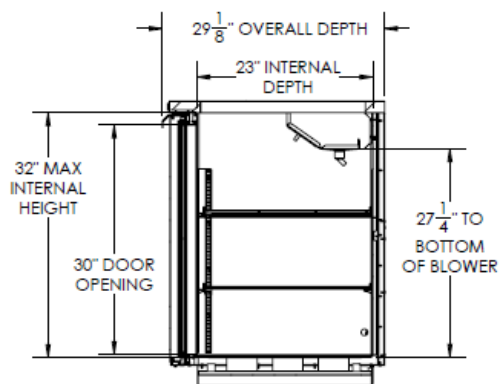
### Model Views



### Plan View



### Elevation View



### Side View

### ELECTRICAL CONNECTION



115/60/1  
NEMA-5-15P

Units pre-wired at  
factory and include 8'  
long cord and plug set.



3779 Champion Blvd., Winston-Salem, NC 27105  
1-888-845-9800 Fax: 1-336-245-6453  
Beverage-Air.com sales@bevair.com