

Project

Quantity

Item #

Model Specified:

CSI Section 11400

G-Series Reach-In Freezers/ Self-Contained R290



Equipped with an easy to use microprocessor control!



Model G22000-032



Model G12010-032



Stainless Steel Front & Door(s)

One & Two Section Models, 32" Deep

G12000-032	Half Door Hinged Right
G12001-032	Half Door Hinged Left
G12010-032	Full Door Hinger Right
G12011-032	Full Door Hinged Left
G22000-032	Half Door Hinged Left-Right
G22001-032	Half Door Hinged Right-Left
G22002-032	Half Door Hinged Right-Right
G22003-032	Half Door Hinged Left-Left
G22010-032	Full Door Hinged Left-Right
G22011-032	Full Door Hinged Right-Left
G22012-032	Full Door Hinged Right-Right
G22013-032	Full Door Hinged Left-Left

Traulsen shares your commitment to Corporate Sustainability initiatives and knows that it is more than just meeting the current and future regulatory requirements set by the EPA and DOE. We are committed to reducing global warming potential (GWP) and saving energy consumption while maintaining the performance and quality you have come to expect from Traulsen products.

Traulsen is proud to offer the North American market a broad selection of self-contained reach in and compact undercounter refrigeration with R290, a natural recurring refrigerant with a GWP of (3), the lowest currently available in our industry.

Standard Product Features

- High Quality Stainless Steel Exterior Front and Door(s)
- Corrosion Resistant Anodized Aluminum One-Piece Sides
- Durable Anodized Aluminum Interior
- Microprocessor Control With LED Temperature Readout
- Top-Mounted, Balanced, Self-Contained Refrigeration System
- Large High Humidity Evaporator Coil Outside The Food Zone
- Load-Sure Guard Protects Against Improper Loading
- Full or Half Length Stainless Steel Doors With Locks
- Self-Closing Doors With Stay Open Feature At 120 Degrees
- Guaranteed For Life Cam-Lift Hinges
- Guaranteed For Life Horizontal Work Flow Door Handle(s)
- Automatically Activated LED Lights
- Damage Resistant Stainless Steel Breaker Caps
- Three (3) Adjustable Epoxy Coated Shelves Per Section, Supported On Shelf Pins (installed at the factory)
- Energy Saving Automatic Non-Electric Condensate Evaporator
- Magnetic Snap-In EZ-Clean Door Gaskets
- Gasket-Protecting Anodized Aluminum Door Liner
- Anti-Condensate Door Perimeter Heaters
- Thermostatic Expansion Valve Metering Device Provides Quick Refrigeration Recovery Times
- Stainless Steel One-Piece Louver Assembly
- 9' Cord & Plug Attached
- Set of Four (4) 6" High Casters With Locks
- Three Year Parts And Labor Warranty
- Five Year Compressor Warranty

Sustainability Features

- SNAP compliant R290 (GWP 3) Refrigerant EPA Rule 20
- All Metal Construction And Long Equipment Life Reduces Pressure On Landfills
- Real World Energy Efficiency Helps Reduce Fossil Fuel Emissions

Optional Accessory Kits

- Additional Epoxy Coated Shelves*
- No. 1 Type Tray Slides* To Accommodate either: (1) 18" x 26" or (2) 14" x 18" Sheet Pans, Adjustable To 2" O.C.
- No. 4 Type Tray Slides* To Accommodate (1) 18" x 26" Sheet Pans (equips one full section)
- Universal Type Tray Slides* To Accommodate Either (1) 18" x 26" or (2) 14" x 18" Sheet Pans, or (2) 12" x 20" Steam Table Pans, Adjustable To 4" O.C.
- Plated Shelves* (for use in lieu of standard shelving)
- EZ-Change Interiors (#1, universals, universal heavy duty tray slides and shelves)
- 6" High Adjustable Legs (for use in lieu of standard casters)

*Please refer to spec sheet TR35872 for optional accessory kit details.

** All optional accessory kits are shipped separately for later installation by others at the jobsite.



Many Traulsen models are EPA Energy Star listed. Please refer to www.energystar.gov to view the most up-to-date product listing and performance data.



Intertek



This unit is listed to UL 471, CSA 120 and NSF 7 by an approved NRTL. Consult the factory or unit data plate for approval information.

Approval: _____



TRAUlsen
4401 BLUE MOUND RD.
PHONE 1 (800) 825-8220
Website: www.traulsen.com

FT. WORTH, TX 76106
FAX-MKTG. 1 (817) 624-4302

Project	Quantity	Item #
Model Specified:		CSI Section 11400

Specifications

Construction, Hardware and Insulation

Cabinet exterior front, louver assembly and doors are constructed of 20 gauge stainless steel. Cabinet sides (including returns), interior and door liners are constructed of anodized aluminum. The exterior cabinet top, back and bottom are constructed of heavy gauge aluminized steel. A set of four (4) 6" high casters are included.

Doors are equipped with a gasket protecting metal door pan, removable plug cylinder locks and guaranteed for life cam-lift, gravity action, self-closing metal, glide hinges with stay open feature at 120 degrees. Hinges include a concealed switch to automatically activate the interior LED lighting. Guaranteed for life, work flow door handles are mounted horizontally over recess in door which limits protrusion from door face into aiseways.

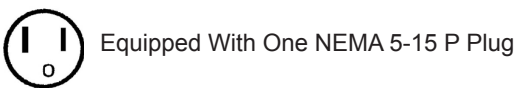
Gasket profile and Santoprene® material simplify cleaning and increase overall gasket life. Anti condensate heaters are located behind each door opening.

Both the cabinet and door(s) are insulated with an average of 2" thick high density, non-CFC, foamed in place polyurethane.

DIMENSIONAL DATA	1-Section Models	2-Section Models
Net capacity cu. ft.	23.4 (663 l)	46.0 (1303 l)
Length - overall in.	29 $\frac{7}{8}$ (75.9 cm)	52 $\frac{1}{2}$ (132.4 cm)
Depth - overall in.	35 (88.8 cm)	35 (88.8 cm)
Depth - over body in.	32 (81.3 cm)	32 (81.3 cm)
Depth - door open 90° in.	57 $\frac{5}{8}$ (146.3 cm)	57 $\frac{5}{8}$ (146.3 cm)
Clear door width in.	21 $\frac{1}{2}$ (53.6 cm)	21 $\frac{1}{2}$ (53.6 cm)
Clear half-door height in.	27 $\frac{1}{2}$ (69.9 cm)	27 $\frac{1}{2}$ (69.9 cm)
Clear full-door height in.	57 $\frac{5}{8}$ (146.3 cm)	57 $\frac{5}{8}$ (146.3 cm)
Height-overall on 6" casters ³	83 $\frac{3}{4}$ (211.5 cm)	83 $\frac{3}{4}$ (211.5 cm)
No. Standard Shelves	3	6
Shelf area sq. ft. ¹	18.8 (1.75 sq m)	34.6 (3.21 sq m)
ELECTRICAL DATA		
Voltage	115/60/1	115/60/1
Feed wires with Ground	3	3
Full load amperes	7.6	11.5
REFRIGERATION DATA		
Refrigerant	R290	R290
BTU/HR H.P. ²	1590 (½ HP)	2460 (¾ HP)
SHIPPING DATA		
Length - crated in.	35 (89 cm)	63 (160 cm)
Depth - crated in.	43 (109 cm)	43 (109 cm)
Height - crated in.	83 $\frac{1}{2}$ (212 cm)	83 $\frac{1}{2}$ (212 cm)
Volume - crated cu. ft.	71 (2011 cu l)	131 (3711 cu l)
Net Wt. lbs.	320 (145 kg)	650 (295 kg)
Gross Wt. lbs.	410 (186 kg)	700 (318 kg)

NOTES:

- 1=Figures in parentheses reflect metric equivalents.
- 2=Figure shown reflects the area of standard shelf complement plus the additional storage area available on the cabinet bottom.
- 3=Based on a 90 degree F ambient and -20 degree F evaporator.
- 4=12" Top clearance preferred for optimum performance and service access.
- 5=Net capacity may change depending on specific cabinet model.
- 6=When ordering please specify: Voltage, Hinging, Door Size and Options.
- 7=This unit may be manufactured in other electrical characteristics and may have additional regulatory agency approvals. Consult factory for other electrical characteristics and agency approvals based on specific electrical and country requirements. (For exact electrical information and approval marks, always refer to the data label of the unit.)
- 8= Continued product development may necessitate specification changes without notice.



Refrigeration System

A top mounted, self-contained, balanced refrigeration system using R290 refrigerant is conveniently located behind the one piece louver assembly. It features an easy to clean front facing condenser, thermostatic expansion valve, air-cooled, hermetic compressor, large, high humidity evaporator coil located outside the food zone and a top mounted non-electric condensate evaporator. A 9' cord and plug is provided. Standard operating temperature is 0 to -5°F.

Controller

The easy to use water resistant microprocessor control system is supplied standard.

It includes a 3-Digit LED Display, and a Fahrenheit or Celsius Temperature Scale

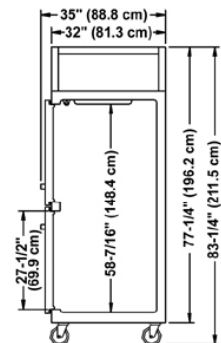
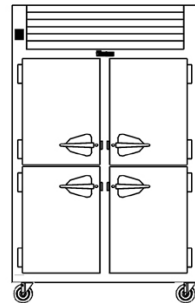
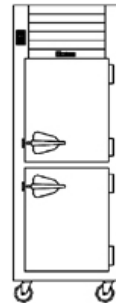
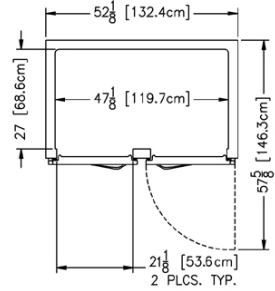
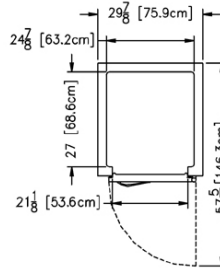
Display Capability.

Interior

Standard interior arrangements include three (3) epoxy coated wire shelves per section, mounted on shelf pins, installed at the factory. Shelves are full-width, and do not have any large gaps between them requiring the use of "bridge" or "junior shelves." Recommended load limit per shelf should not exceed 225 lbs.

Warranties

Both a three year parts and labor warranty and a five year compressor warranty (self-contained models only) are provided standard.



Part No. TR35979 (REV. 07-18-16)

TRAULSEN
4401 BLUE MOUND RD.
PHONE 1 (800) 825-8220
Website: www.traulsen.com

FT. WORTH, TX 76106
FAX-MKTG. 1 (817) 624-4302

