



# CSDR1P Reach-Ins

Coolscares™ Reach-In Dual Temp

Project \_\_\_\_\_  
Item \_\_\_\_\_  
Quantity \_\_\_\_\_  
CSI Section 11400  
Approved \_\_\_\_\_  
Date \_\_\_\_\_

CSDR1P Dual Temp Reach-Ins

## Models

☐ CSDTR1P-SH

☐ CSDBR1P-SH



CSDTR1P-SH

## Standard Features

- GreenGenius™ R290 top mount refrigeration with capillary tube (floor drain at rear of unit)
- Digital exterior temperature display with high/low temp visual alarms
- Energy saving LED interior light
- Removable side louver
- Accommodates full size sheet pans
- Raised ABS interior door liner
- Smart door hinge that auto closes up to 90° and stays open past 90°
- Patented, lifetime warranty integral door handle
- Energy efficient door gasket – removable without tools
- Door locks
- 5" locking casters shipped loose for field installation
- 10' cord and plug attached
- Stainless steel exterior front, sides & interior
- Field rehingable doors - full height doors only
- Stainless steel pilaster with shelf clips
- 2 shelves per section
  - Chrome standard
- 115V / 60C / 1 P Standard

## Options

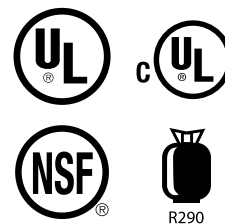
- 6" Stainless steel feet
- 6" Casters (all locking)
- 6" Stainless Steel flanged feet
- Three drawers in place of 1 Half Door (bottom section only)
- Additional chrome shelves
- Stainless steel shelves
- S/S finish door liner
- Stainless steel back
- Tray/Pan Slides – various
- Utility base
- Kick plate
- Laminate – front, ends, shroud
- Heat shield end – max temp 400 degrees
- Trim strips

## Specifications

**Refrigeration system:** All components are mounted to the top cabinet ceiling, outside the food zone and are assembled as one piece and can be removed as one piece. Environmentally friendly R290 refrigerant is used. Refrigerator system has the capability of maintaining between 33°F and 40°F in heavy use food service operations. Freezer system has the capability of maintaining between -5°F and 0°F in heavy use food service operations. Refrigerant is metered using a highly responsive thermostatic expansion valve. System is controlled using an electronic temperature control, which provides improved pull down times, reducing compressor cycling and longer

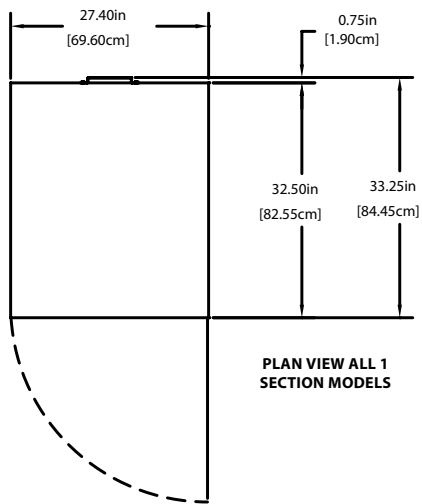
compressor life with lower energy consumption. Control system uses adaptive defrost to assure evaporator coil is free of ice and operating at optimum efficiency. Evaporator condensate is eliminated using an energy efficient hot gas system.

Units are completely insulated with high density foamed in place environmentally friendly, Kyoto Protocol Compliant, Non ODP (Ozone Depletion Potential), Non GWP (Global Warming Potential) polyurethane.

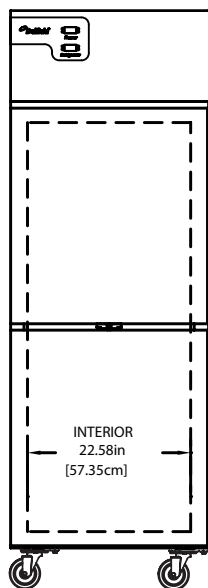


# CSDR1P Reach-Ins

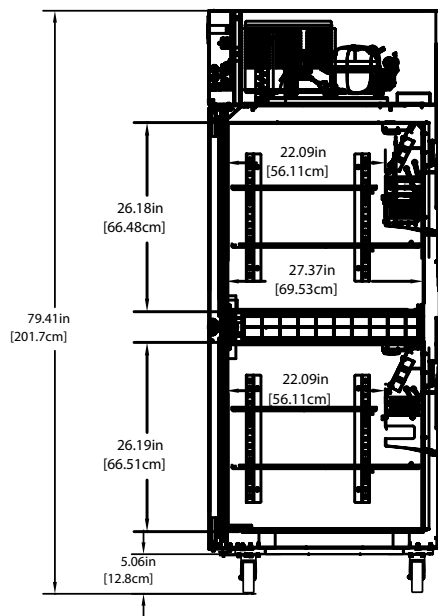
Coolscapes™ Reach-In Dual Temp



PLAN VIEW ALL 1  
SECTION MODELS



ELEVATION VIEW ALL 1  
SECTION MODELS



SIDE VIEW  
ALL MODELS

| Specifications |          |      |                   |                              |                   |                          |                         |                |              |  |
|----------------|----------|------|-------------------|------------------------------|-------------------|--------------------------|-------------------------|----------------|--------------|--|
| Model          | V/Hz/Ph  | Amps | Volume<br>Cu. Ft. | SHELF<br>CAPACITY<br>SQ. FT. | No. of<br>Shelves | Unit H.P.                | Btu/Hr<br>System<br>Cap | Ship<br>Weight | Nema<br>Plug |  |
| CSDTR1P-SH     | 115/60/1 | 6    | (2X)8.6           | 8                            | (2X)2             | (REF)0.20<br>(FRZR)0.315 | 1431<br>1094            | 351 lbs        | 5-15P        |  |
| CSDBR1P-SH     | 115/60/1 | 6    | (2X)8.6           | 8                            | (2X)2             | (REF)0.20<br>(FRZR)0.315 | 1431<br>1094            | 495 lbs        | 5-15P        |  |

Delfield reserves the right to make changes to the design or specifications without prior notice.