


ICB Twin SH, Black and Stainless

Height: 32.9" Width: 21.9" Depth: 23.0"
(83.6cm) (55.6cm) (58.4cm)



- Digital readout displays in English, Spanish, or French ---for easier programming and control--- and can show either 'Standard' or Metric measurements. Digital readout also shows machine status, and targeted advertising messages can be programmed for display.
- BUNN Infusion Series technology allows for multiple recipes from one footprint --- with six brew buttons and three batch sizes
- Energy-saver mode reduces tank temperature during idle periods
- The exclusive Peak Extraction® Sprayhead provides improved uniformity of extraction and greater resistance to limescale buildup.
- Electronic funnel lock prevents removal of each brew funnel until drip- through is complete
- USB programming capable
- Brew counter keeps track of how many batches are brewed
- Pre-infusion and pulse brew for maximum flavor extraction. Cold brew lockout & digital temperature control further ensure top-notch brewing.
- New Soft Heat® servers [sold separately] are ergonomic, lighter weight, energy efficient and now offer programmable recipe/batch based holding times and temperatures, alerting staff when freshness has expired or server is empty

 Server(s) sold separately

Agency:



Specifications

Product #: 51200.0101

Water Access: Plumbed

Interface: Wireless

Finish: Stainless/Black

Funnel: Black Plastic

Faucet: Side

Legs: 4" Stainless Steel Legs

Additional Features

Electrical & Capacity

Volts*	Amps	Watts	Cord Attached	Plug Type	8oz cups/hr 236ml cups/hr	Input H ₂ O Temp.	Phase	# Wires plus Ground	Hertz
120/240	25	6000	Yes/	-	280	60°F (15.5°C)	1	3	60


*When a BUNN is machine rated 120/208-240V, 120/208V or 120/240V, the higher voltage is the supply voltage needed to power the machine. The 120V is there to supply power to some components rated 120V in the machine, but it is not the supply voltage and would not power the machine if the machine is marked with the before mentioned ratings.

Plumbing Requirements

PSI	kPa	Fitting Supplied	Water Flow Required (GPM)
20-90	138-621	3/8" Male Flare Fitting	1.00

CAD Drawings

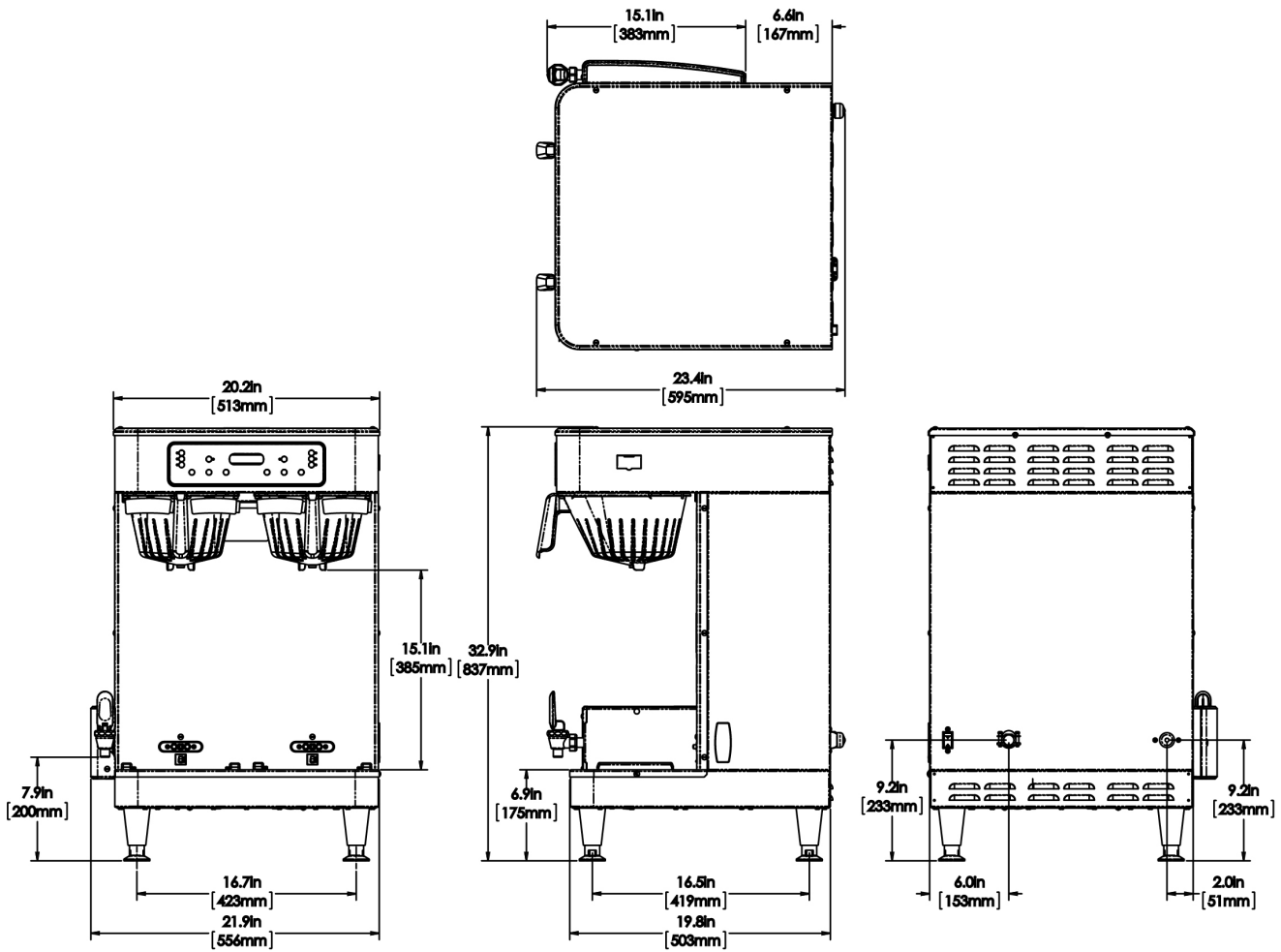
2D	Revit	KLC
●		

 **WARNING:** This product can expose you to chemicals including Bisphenol A (BPA), which is known to the State of California to cause birth defects or other reproductive harm. For more information go to www.P65Warnings.ca.gov



BUNN® reserves the right to change specifications and product design without notice. Such revisions do not entitle the buyer to corresponding changes, improvements, additions or replacements for previously purchased equipment. For most current specifications and other info visit bunn.com.

Last Updated:
04/11/2022



Unit			Shipping					
	Height	Width	Depth	Height	Width	Depth	Weight	Volume
English	32.9 in.	21.9 in.	23.0 in.	37.5 in.	26.1 in.	28.4 in.	78.400 lbs	16.087 ft³
Metric	83.6 cm	55.6 cm	58.4 cm	95.3 cm	66.4 cm	72.1 cm	35.562 kgs	0.456 m³



BUNN® reserves the right to change specifications and product design without notice. Such revisions do not entitle the buyer to corresponding changes, improvements, additions or replacements for previously purchased equipment. For most current specifications and other info visit bunn.com.

Last Updated:
04/11/2022

Related Products & Accessories: ICB Twin SH, Black and Stainless(51200.0101)



FILTERS, GOURMET 500
500/1 50/CL

Product #: 20138.1000



1SH STAND, 120V INF
SERIES

Product #: 27825.0200



SH SERVER, 1.5G/5.7L
INF SERIES

Product #: 27850.0200



2SH STAND, 120V INF
SERIES

Product #: 27875.0200



WATER FILTER,
EQHP-10L

Product #: 39000.0001



WATER FILTER,
EQHP-10

Product #: 39000.0004



KIT, DRIP TRAY INF
TWIN SH

Product #: 53452.0000



KIT, DRIP TRAY SINGLE
SH

Product #: 53452.0001

FUNNEL ASSY, SMART
COFFEE BLK-CLEARED

Product #: 53463.0038



SYSTEM, WQ-55(2)5L

Product #: 56000.0001



SYSTEM, WQ-55(2)5

Product #: 56000.0004



SYSTEM, WEQ-10(1.5)5L

Product #: 56000.0024



SYSTEM, WEQ-10(1.5)5

Product #: 56000.0027



CARTRIDGE, WQ-55(2)5L

Product #: 56000.0101



CARTRIDGE, WQ-55(2)5

Product #: 56000.0104



CARTRIDGE, WEQ-10
(1.5)5L

Product #: 56000.0121



CARTRIDGE, WEQ-10
(1.5)5

Product #: 56000.0122



BUNN® reserves the right to change specifications and product design without notice. Such revisions do not entitle the buyer to corresponding changes, improvements, additions or replacements for previously purchased equipment. For most current specifications and other info visit bunn.com.

Last Updated:
04/11/2022

Serving & Holding Options: ICB Twin SH, Black and Stainless(51200.0101)



SH SERVER, 1.5G/5.7L
INF SERIES

Product #:27850.0200



BUNN® reserves the right to change specifications and product design without notice. Such revisions do not entitle the buyer to corresponding changes, improvements, additions or replacements for previously purchased equipment. For most current specifications and other info visit bunn.com.

Last Updated:
04/11/2022