



BEVERAGE-AIR

Project: _____	AIA# _____
Item: _____	
Location: _____	SIS# _____
Approved: _____	

SPE ELITE SERIES FOOD PREPARATION TABLES

SPE48HC Mega Top Sandwich Prep Table
Hydrocarbon Series

MODELS:
SPE48HC-18M



SPE48HC-18M

3 Year Parts/Labor Warranty
Additional 4 Year Compressor Warranty

CABINET CONSTRUCTION

- Stainless steel front, sides, top, doors and grille (*galvanized steel back & bottom*)
- Interior liner is made of corrosion resistant aluminum
- Removable hoods and insulated lid assemblies are made of matching stainless steel
- Self-closing doors with 120° Stay-open feature, on cartridge style hinges
- Easy door removal for service and cleaning
- Field-reversible doors with snap-in door gaskets
- Painted aluminum door handles
- 6" Casters, with (2) brakes standard
- 10" Wide cutting board constructed of white polyethylene plastic
- Cutting board removable for cleaning
- Two epoxy-coated steel wire shelves per section standard
- Pans furnished are 4" deep constructed of polycarbonate plastic
- Enhanced airflow maintains temperature between 36° to 38°F

OPTIONS & ACCESSORIES

- ☐ Stainless steel back
- ☐ Stainless steel interior
- ☐ Right or left hinged
- ☐ Locks (doors only)
- ☐ Overshelves (single or double)
- ☐ Crumb catcher
- ☐ 6" legs or 3" casters available
- ☐ Low profile casters
- ☐ Richlite & composite cutting board
- ☐ Night cover
- ☐ Shelf dividers
- ☐ Pan Supports
- ☐ Digital / stem dial thermometer
- ☐ Remote option

REFRIGERATION SYSTEM

- Refrigeration system uses R290 refrigerant to comply with all environmental concerns
- Automatic, non-electric defrost
- Epoxy coated evaporator coil

SPE48HC Elite Series Sandwich Prep: Mega Top Series



3779 Champion Blvd., Winston-Salem, NC 27105
1-888-845-9800 Fax: 1-336-245-6453
Beverage-Air.com sales@bevair.com



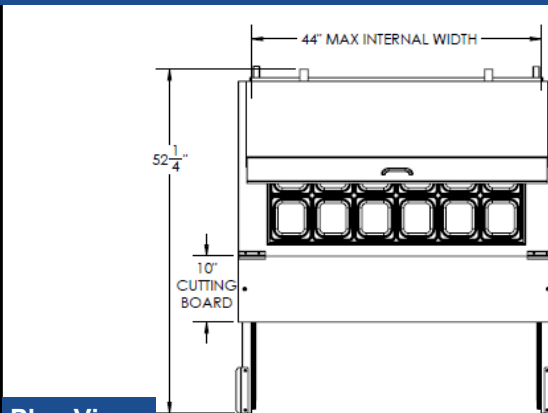
BEVERAGE-AIR

MODEL	SPE48HC-18M
EXTERNAL DIMENSIONAL DATA	
Width Overall	48"
Depth Overall with Cutting Board & Bumper	38 3/8"
Height Overall with 6" Casters	49"
Number of Doors	2
Depth with Door Open 90°	52 1/4"
Solid Door Opening (in)	19 5/8" x 21 5/8"
Depth, Cutting Board	10"
INTERNAL DIMENSIONAL DATA	
NET Capacity (cubic ft.)	13.01
Internal Width Overall (in)	44"
Internal Depth Overall (in)	23 1/2"
Internal Depth Useable (in)	Upper 18 1/2" Lower 15 3/8"
Internal Height Overall (in)	23"
Internal Height Useable (in)	17 5/8"
Number of Shelves	4
Number of Pans	(18) 1/6
ELECTRICAL DATA	
Full Load Amperes 115/60/1	2.2
REFRIGERATION DATA	
Horsepower	1/6
Capacity (BTU/Hr)*	1094
WEIGHT DATA	
Gross Weight (Crated lbs)	336 lbs
Height - Crated	48"
Width - Crated	51"
Depth - Crated	38"

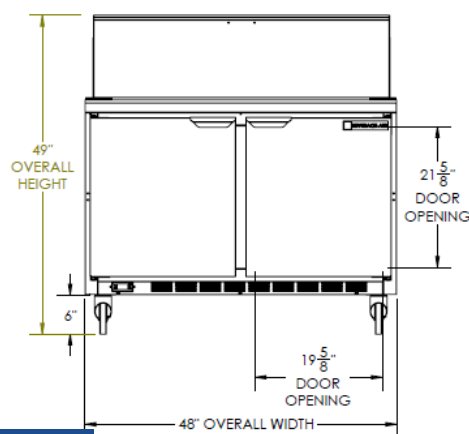
Food Preparation Table — Mega Top

Models: SPE48HC-18M

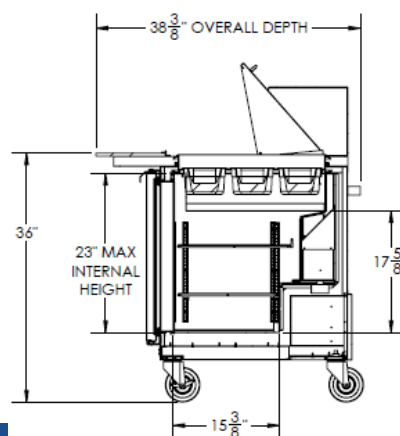
Model Views



Plan View



Elevation View



Side View

ELECTRICAL CONNECTION



115/60/1
NEMA-5-15P

Units pre-wired at factory and include 8' long cord and plug set.



an Ali Group Company



The Spirit of Excellence

3779 Champion Blvd., Winston-Salem, NC 27105
1-888-845-9800 Fax: 1-336-245-6453
Beverage-Air.com sales@bevair.com