



# BEVERAGE-AIR

Project: _____	AIA# _____
Item: _____	
Location: _____	SIS# _____
Approved: _____	

## HR HORIZON TOP MOUNT REACH-IN

### HR1 Glass Door Reach-In Refrigerators

**MODELS:**  
**HR1-1G**



HR1-1G

**3 Year Parts/Labor Warranty**  
**Additional 2 Year Compressor Warranty**

#### CABINET CONSTRUCTION

- Exterior is stainless steel front and gray painted sides
- Interior liner is made of corrosion resistant aluminum
- Full electronic control
- One piece grille
- LED interior light
- Self-closing door with 120° stay-open feature, on cam-lift hinges
- Field reversible door are easily removed for service and cleaning
- Magnetic gasket attached to each door for positive seal
- Door lock
- Anti-microbial door handle
- Three (3) heavy duty epoxy coated wire shelves with four (4) shelf clips per shelf
- 6" Heavy-duty casters, two (2) with brakes
- Maintains product temperatures between 36 - 38°F

#### OPTIONS & ACCESSORIES

- ☐ Solid and half solid doors with locks
- ☐ Half glass door option
- ☐ Chrome shelves
- ☐ Stainless steel rim support tray slide
- ☐ Stainless steel bottom mount angle tray slide
- ☐ Stainless steel universal tray slide
- ☐ Epoxy coated, wire rod tray slide
- ☐ 6" Legs
- ☐ 3" Casters

#### REFRIGERATION SYSTEM

- Refrigeration system uses R134a refrigerant to comply with all environmental concerns
- Automatic evaporation system for energy efficiency
- Epoxy coated evaporator coil

HR1 Top Mount Reach-In: Horizon Series



3779 Champion Blvd., Winston-Salem, NC 27105  
1-888-845-9800 Fax: 1-336-245-6453  
Beverage-Air.com sales@bevair.com



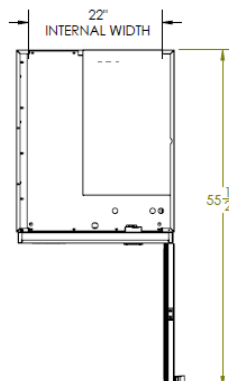
# BEVERAGE-AIR

MODEL	HR1-1G
<b>EXTERNAL DIMENSIONAL DATA</b>	
Width Overall	26"
Depth Overall with Handle	33 5/8"
Height Overall with 6" Casters	84 1/2"
Number of Doors	1
Depth with Door Open 90 °	55 1/2"
Door Opening (in)	21 5/8" x 61 5/8"
<b>INTERNAL DIMENSIONAL DATA</b>	
NET Capacity (cubic ft.)	20.75
Internal Width Overall (in)	22"
Internal Depth Overall (in)	26"
Internal Height Overall (in)	62"
Number of Shelves	3
<b>ELECTRICAL DATA</b>	
Full Load Amperes 115/60/1	5.8
<b>REFRIGERATION DATA</b>	
Horsepower	1/2
Capacity (BTU/Hr)*	2317
<b>WEIGHT DATA</b>	
Gross Weight	429 lbs
Height - Crated	88"
Width - Crated	33"
Depth - Crated	41"

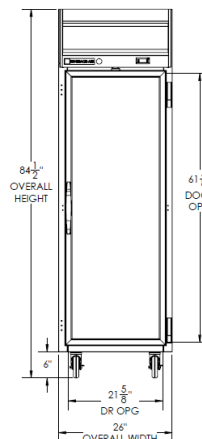
## Top Mount Reach-In Refrigerator

Model: HR1-1G

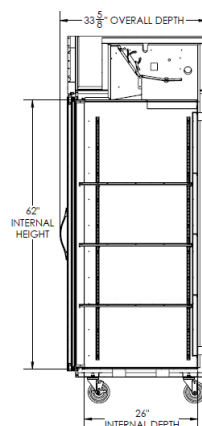
### Model Views



Plan View



Elevation View



Side View

### ELECTRICAL CONNECTION



115/60/1  
NEMA-5-15P

Units pre-wired at  
factory and include 8'  
long cord and plug set.



an Ali Group Company



The Spirit of Excellence

3779 Champion Blvd., Winston-Salem, NC 27105  
1-888-845-9800 Fax: 1-336-245-6453  
Beverage-Air.com sales@bevair.com