



# BEVERAGE-AIR

Project: _____	AIA#
Item: _____	
Location: _____	SIS#
Approved: _____	

## HF HORIZON TOP MOUNT REACH-IN

### HF1W Wide Solid Door Top Mount Reach-In Freezer

**MODELS:**  
HF1W-1S



HF1W-1S

**3 Year Parts/Labor Warranty**  
**Additional 2 Year Compressor Warranty**

### CABINET CONSTRUCTION

- Exterior is stainless steel front and gray painted sides
- Interior liner is made of corrosion resistant aluminum
- Full electronic control with One-touch defrost
- Expansion valve technology
- One piece grille
- LED interior light
- Self-closing door with 120° stay-open feature, on cam-lift hinges
- Field reversible doors are easily removed for service and cleaning
- Magnetic gasket attached to each door for positive seal
- Door lock
- Anti-microbial door handles
- Three (3) heavy duty epoxy coated wire with four (4) shelf clips shelves
- 6" Heavy-duty casters, two (2) with brakes
- Maintains product temperatures between -10°F

### OPTIONS & ACCESSORIES

- Glass and half glass doors with locks
- Chrome shelves
- Stainless steel rim support tray slide
- Stainless steel bottom mount angle tray slide
- Stainless steel universal tray slide
- Epoxy coated wire rod tray slide
- 3" Casters
- 6" Legs

### REFRIGERATION SYSTEM

- Refrigeration system uses R404a refrigerant to comply with all environmental concerns
- Unique down draft airflow system ensures uniform distribution throughout entire cabinet
- Automatic evaporation system for energy efficiency
- Epoxy coated evaporator coil

HF1W Top Mount Reach-In: Horizon Series



3779 Champion Blvd., Winston-Salem, NC 27105  
 1-888-845-9800 Fax: 1-336-245-6453  
 Beverage-Air.com sales@bevair.com



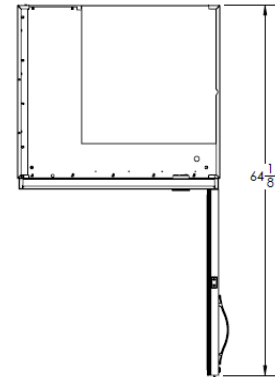
# BEVERAGE-AIR

MODEL	HF1W-1S
<b>EXTERNAL DIMENSIONAL DATA</b>	
Width Overall	35"
Depth Overall with Handle	33 5/8"
Height Overall with 6" Casters	84 1/2"
Number of Doors	1
Depth with Door Open 90 °	64 1/8"
Door Opening (in)	30 1/2" x 61 1/2"
<b>INTERNAL DIMENSIONAL DATA</b>	
NET Capacity (cubic ft.)	34
Internal Width Overall (in)	31"
Internal Depth Overall (in)	26"
Internal Height Overall (in)	61 5/8"
Number of Shelves	3
<b>ELECTRICAL DATA</b>	
Full Load Amperes 115/60/1	7.8
<b>REFRIGERATION DATA</b>	
Horsepower	1/2
<b>WEIGHT DATA</b>	
Gross Weight (Crated lbs)	334 lbs
Height - Crated	88"
Width - Crated	33"
Depth - Crated	41"

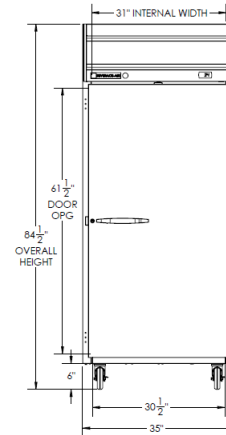
## Top Mount Reach-In Freezer

Model: HF1W-1S

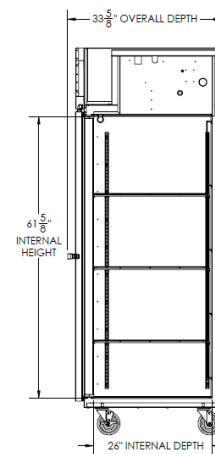
### Model Views



Plan View



Elevation View



Side View

### ELECTRICAL CONNECTION



115/60/1  
NEMA-5-15P

Units pre-wired at factory and include 8' long cord and plug set.



an Ali Group Company



The Spirit of Excellence

3779 Champion Blvd., Winston-Salem, NC 27105  
1-888-845-9800 Fax: 1-336-245-6453  
Beverage-Air.com sales@bevair.com