



BEVERAGE-AIR

Project: _____	AIA#
Item: _____	
Location: _____	SIS#
Approved: _____	

DZ BAR EQUIPMENT-DUAL ZONE

DZ58G Dual-Zone Glass Door and Solid Pull-out Keg Drawer

MODEL:

DZ58G-1-B-1

DZ58G-1-S-1



DZ58G-1-B-1



DZ58G-1-S-1

3 Year Parts/Labor Warranty
Additional 2 Year Compressor Warranty

CABINET CONSTRUCTION

- Black or stainless steel exterior & interior finishes available
- Stainless steel top
- Full electronic control
- Dual-zone models feature 2 independent compartments that allow independent temperature in each section
- Left hand compartment maintains 32°-40°F, Right hand maintains 50°-65°F.
- Unit has a minimum variance of 15°+/-15°F, and maximum of 20°F depending on condition
- Door and drawer locks
- LED lighting, standard
- Magnetic gaskets provides positive door and drawer sealing
- Self-closing door
- Two (2) heavy-duty epoxy coated shelves on right
- 3" Insulated tower with dual faucet, standard
- Keg drawer on left
- Keg drawer holds up to (4) 1/6 size kegs

OPTIONS & ACCESSORIES

- Sub-top models
- Solid door models
- Wine drawer models
- Tap Locks
- 1-4 Tap insulated stainless towers/taps
- Glass rinser
- 3" Casters

REFRIGERATION SYSTEM

- Refrigeration system uses R134a refrigerant to comply with all environmental concerns
- Automatic, non-electric evaporator
- Epoxy coated evaporator coil

DZ58G Dual-Zone: Bar Equipment



3779 Champion Blvd., Winston-Salem, NC 27105
 1-888-845-9800 Fax: 1-336-245-6453
 Beverage-Air.com sales@bevair.com



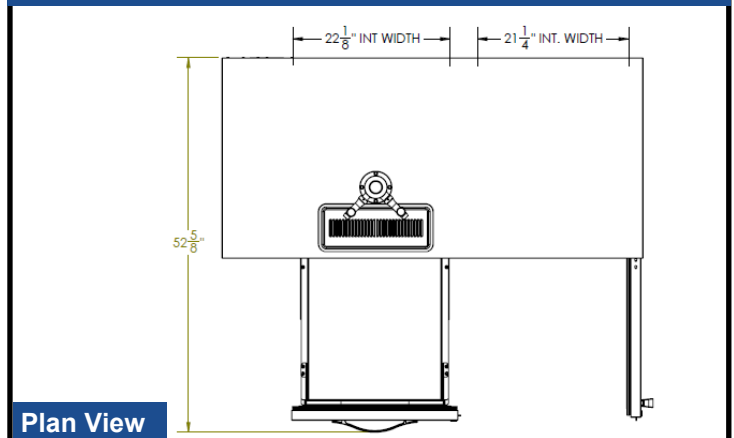
BEVERAGE-AIR

Bar Equipment - Dual-Zone

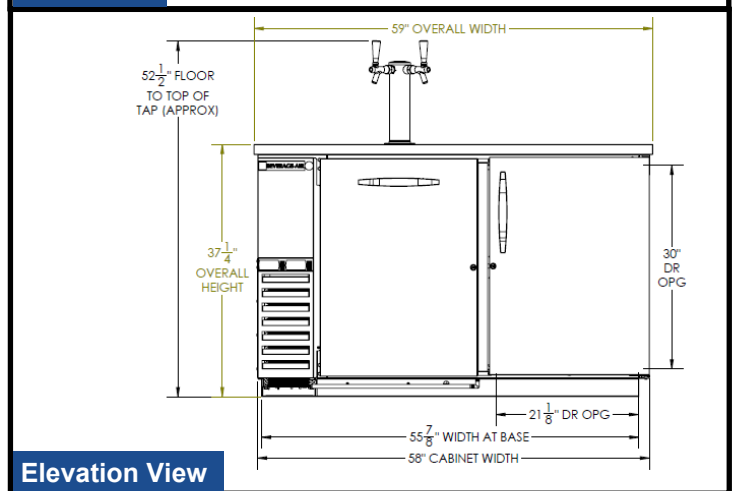
Models: DZ58G-1-B-1, DZ58G-1-S-1

MODEL	DZ58G-1-B-1	DZ58G-1-S-1
EXTERNAL DIMENSIONAL DATA		
Width Overall	59"	59"
Depth Overall with Handle	29 3/4"	29 3/4"
Height Overall	52 1/2"	52 1/2"
Door Opening	21 1/8" x 30"	21 1/8" x 30"
Depth with Door Open 90°	52 1/2"	52 1/2"
Number of Doors	1	1
Depth with Drawer Extended	52 5/8"	52 5/8"
Number of Keg Drawer	1	1
INTERNAL DIMENSIONAL DATA		
NET Capacity (cubic ft.)	20.354	20.354
Internal Width Overall (in)	(L) 22 1/8" (R) 21 1/4"	(L) 22 1/8" (R) 21 1/4"
Internal Depth Overall (in)	23 1/8"	23 1/8"
Internal Height Overall (in)	32"	32"
Number of Shelves	2	2
Number of Kegs Per Section (1/6)	4	4
ELECTRICAL DATA		
Full Load Amperes 115/60/1	7.4	7.4
REFRIGERATION DATA		
Horsepower	3/4	3/4
WEIGHT DATA		
Gross Weight (Crated lbs)	548 lbs	548 lbs
Height - Crated	45 1/2"	45 1/2"
Width - Crated	62"	62"
Depth - Crated	32"	32"

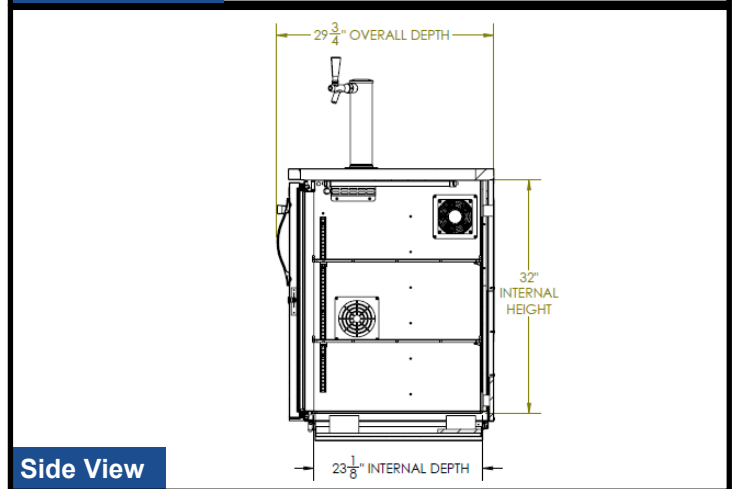
Model Views



Plan View



Elevation View



Side View

ELECTRICAL CONNECTION



115/60/1
NEMA-5-15P

Units pre-wired at factory and include 8' long cord and plug set.



an Ali Group Company



The Spirit of Excellence

3779 Champion Blvd., Winston-Salem, NC 27105
1-888-845-9800 Fax: 1-336-245-6453
Beverage-Air.com sales@bevair.com