



# BEVERAGE-AIR

Project: _____	AIA#
Item: _____	
Location: _____	SIS#
Approved: _____	

## DZ BAR EQUIPMENT-DUAL ZONE

### DZ58 Dual-Zone Solid Doors and Pull-out Keg Drawer

**MODEL:**  
**DZ58-1-B-1**  
**DZ58-1-S-1**



**DZ58-1-B-1**



**DZ58-1-S-1**

**3 Year Parts/Labor Warranty**  
**Additional 2 Year Compressor Warranty**

### CABINET CONSTRUCTION

- Black or stainless steel exterior & interior finishes available
- Stainless steel top
- Stainless steel drip tray for easy cleaning
- Full electronic control
- Dual-zone models feature 2 independent compartments that allow independent temperature in each section
- Left hand compartment maintains 32°-40°F, Right hand maintains 50°-65°F.
- Unit has a minimum variance of 15°+/-15°F, and maximum of 20°F depending on condition
- LED lighting, standard
- Door and drawer locks
- Snap-in door gaskets
- Magnetic gaskets provides positive door and drawer sealing
- Self-closing door
- Two (2) heavy-duty epoxy coated shelves on right
- One (1) pull-out keg drawer on left
- Keg drawer holds up to (4) 1/6 size kegs
- 3" Insulated tower with dual faucet, standard

### OPTIONS & ACCESSORIES

- Glass door models
- Sub-top model available
- Tap Locks
- 1-4 Tap insulated stainless towers/taps
- Glass rinser
- 3" Casters

### REFRIGERATION SYSTEM

- Refrigeration system uses R134a refrigerant to comply with all environmental concerns
- Automatic, non-electric evaporator
- Epoxy coated evaporator coil

DZ58 Dual-Zone: Bar Equipment



3779 Champion Blvd., Winston-Salem, NC 27105  
 1-888-845-9800 Fax: 1-336-245-6453  
 Beverage-Air.com sales@bevair.com



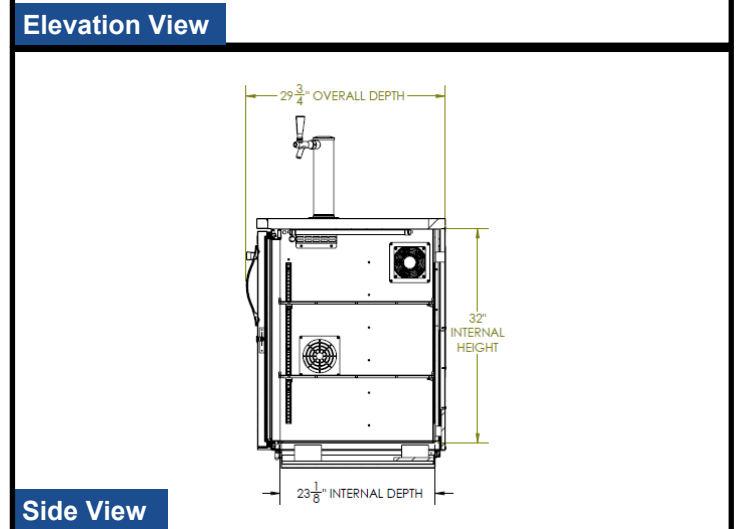
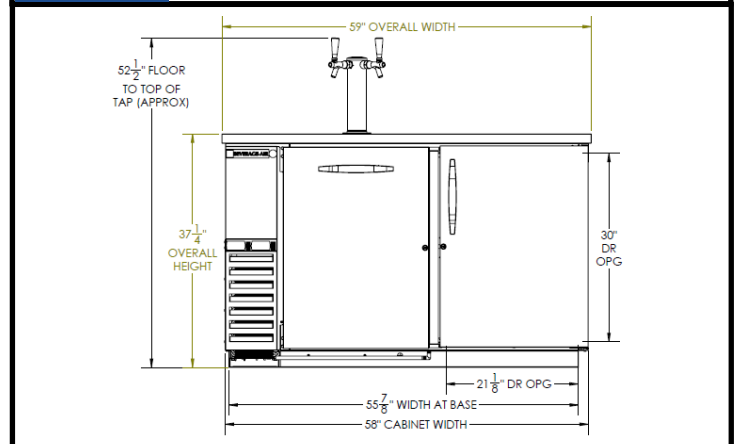
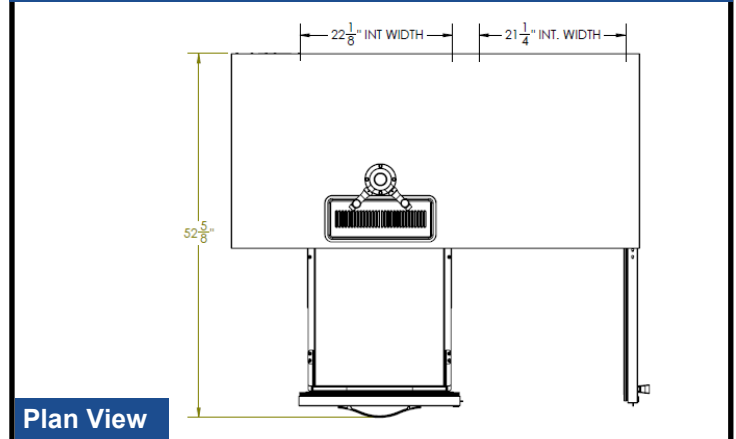
# BEVERAGE-AIR

## Bar Equipment - Dual-Zone

Models: DZ58-1-B-1, DZ58-1-S-1

MODEL	DZ58-1-B-1	DZ58-1-S-1
<b>EXTERNAL DIMENSIONAL DATA</b>		
Width Overall	59"	59"
Depth Overall with Handle	29 3/4"	29 3/4"
Height Overall	52 1/2"	52 1/2"
Door Opening	21 1/8" x 30"	21 1/8" x 30"
Depth with Door Open 90°	50 1/2"	50 1/2"
Number of Doors	1	1
Depth with Drawer Extended	52 5/8"	52 5/8"
Number of Keg Drawers	1	1
<b>INTERNAL DIMENSIONAL DATA</b>		
NET Capacity (cubic ft.)	20.354	20.354
Internal Width Overall (in)	(L) 22 1/8" (R) 21 1/4"	(L) 22 1/8" (R) 21 1/4"
Internal Depth Overall (in)	23 1/8"	23 1/8"
Internal Height Overall (in)	32"	32"
Number of Shelves	2	2
Number of Kegs (1/6) per section	4	4
<b>ELECTRICAL DATA</b>		
Full Load Amperes 115/60/1	7.4	7.4
<b>REFRIGERATION DATA</b>		
Horsepower	3/4	3/4
<b>WEIGHT DATA</b>		
Gross Weight (Crated lbs)	562 lbs	562 lbs
Height - Crated	45.5"	45.5"
Width - Crated	62"	62"
Depth - Crated	32"	32"

### Model Views



### ELECTRICAL CONNECTION



115/60/1  
NEMA-5-15P

Units pre-wired at factory and include 8' long cord and plug set.



an Ali Group Company



The Spirit of Excellence

3779 Champion Blvd., Winston-Salem, NC 27105  
1-888-845-9800 Fax: 1-336-245-6453  
Beverage-Air.com sales@bevair.com