



# BEVERAGE-AIR

Project: \_\_\_\_\_

AIA#

Item: \_\_\_\_\_

Location: \_\_\_\_\_

SIS#

Approved: \_\_\_\_\_

## DD Draft Beer Equipment-Direct Draw Dispenser

DD58HC Solid Door Two Draft Arms, One Single & One Dual Faucets  
Hydrocarbon Series

**MODELS:**

**DD58HC-1-B**

**DD58HC-1-S**



**DD58HC-1-B**



**DD58HC-1-S**

**3 Year Parts/Labor Warranty**  
**Additional 2 Year Compressor Warranty**

### CABINET CONSTRUCTION

- Exterior is wear resistant vinyl on steel in black or stainless steel finish
- Top and drip tray are heavy-duty stainless steel
- Interior is galvanized steel on walls and ceiling, reinforced floor and doorsills are heavy duty stainless steel
- Full electronic control
- Drain tube located at bottom front of cooler or connection to floor drain
- 3" Insulated dispensing tower(s)
- Two (2) draft arms, one (1) with single faucet and (1) with dual faucets
- Self-closing doors with locks
- Magnetic gaskets provide positive door seal
- Field reversible doors
- Compressor available on left or right, specify at time of unit order

### OPTIONS & ACCESSORIES

- Stainless steel external & internal available
- Turbo taps
- Club top models available
- Wine models
- Wine taps
- Faucet locks
- Glass rinser
- 3"-6" casters or 6" legs with adjustable plate
- Foot pedal door opener
- 1- 5 Tap tower
- 2,3 & 4 way manifolds
- No draft/hole cover options

### REFRIGERATION SYSTEM

- Refrigeration system uses R290 refrigerant to comply with all environmental concerns
- Models feature forced air refrigeration to keep beer in kegs ice cold for dispensing
- Automatic, non-electric evaporator
- Epoxy coated evaporator coil

DD58HC Direct Draw Dispenser: Standard Models



3779 Champion Blvd., Winston-Salem, NC 27105  
1-888-845-9800 Fax: 1-336-245-6453  
Beverage-Air.com sales@bevair.com



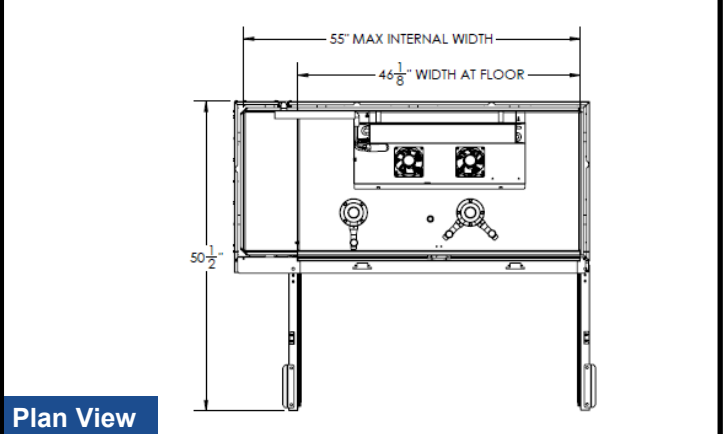
# BEVERAGE-AIR

## Bar Equipment-Direct Draw Dispenser Solid Door

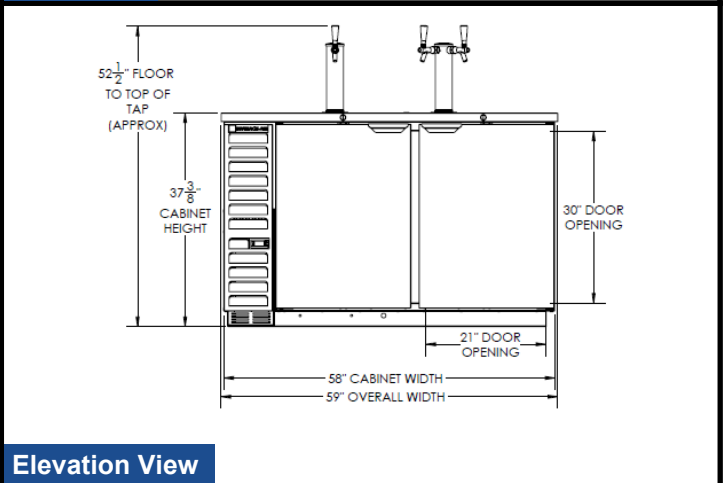
Models: DD58HC-1-B, DD58HC-1-S

MODEL	DD58HC-1-B	DD58HC-1-S
<b>EXTERNAL DIMENSIONAL DATA</b>		
Width Overall	59"	59"
Depth Overall with Handle	29"	29"
Height Overall	52 1/2"	52 1/2"
Number of Doors	2	2
Depth with Door Open 90°	50 1/2"	50 1/2"
Door Opening (in)	21" x 30"	21" x 30"
<b>INTERNAL DIMENSIONAL DATA</b>		
NET Capacity (cubic ft.)	21.86	21.86
Internal Width Overall (in)	46 1/8"	46 1/8"
Internal Depth Overall (in)	23 1/8"	23 1/8"
Internal Height Overall (in)	27 3/8"	27 3/8"
Number of Kegs	3	3
<b>ELECTRICAL DATA</b>		
Full Load Amperes 115/60/1	2.5	2.5
<b>REFRIGERATION DATA</b>		
Horsepower	1/4	1/4
Capacity (BTU/Hr)*	1702	1702
<b>WEIGHT DATA</b>		
Gross Weight (Crated lbs)	376 lbs	342 lbs
Height - Crated	30 1/2"	41 1/4"
Width - Crated	61"	62"
Depth - Crated	46"	30"

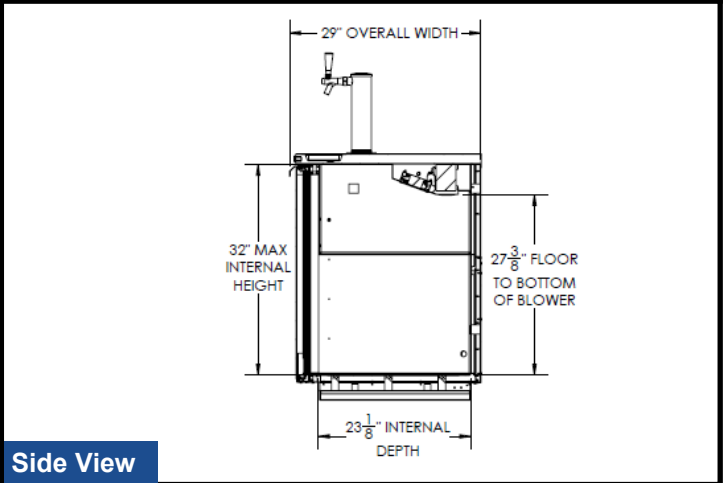
### Model Views



Plan View



Elevation View



Side View

### ELECTRICAL CONNECTION



115/60/1  
NEMA-5-15P

Units pre-wired at factory and include 8' long cord and plug set.



an Ali Group Company



3779 Champion Blvd., Winston-Salem, NC 27105  
1-888-845-9800 Fax: 1-336-245-6453  
Beverage-Air.com sales@bevair.com