



BEVERAGE-AIR

Project: _____

AIA#

Item: _____

Location: _____

SIS#

Approved: _____

BB BACK BAR EQUIPMENT

BB58HC Glass Door
Hydrocarbon Series

MODEL:
BB58HC-1-G-B
BB58HC-1-G-S

BB58HC Back Bar Refrigerators: Glass Door Model

3 Year Parts/Labor Warranty
Additional 2 Year Compressor Warranty

CABINET CONSTRUCTION



BB58HC-1-G-B

- Black or stainless steel exterior
- Interior construction utilizes galvanized steel on walls and ceiling, heavy duty stainless steel floor
- Full electronic control
- Stainless steel top
- Two (2) epoxy coated shelves per section, four total standard
- Self-closing doors
- Stay-open feature & lock standard
- Magnetic door gaskets provide positive door sealing
- LED lighting
- Field reversible doors
- Compressor available on left or right side

OPTIONS & ACCESSORIES

- 3"-6" casters or 6" legs adjustable with plate
- Wine model (40°-60° models)
- Food rated models available
- Foot pedal door opener
- Solid door

REFRIGERATION SYSTEM

- Refrigeration system uses R290 refrigerant to comply with all environmental concerns
- Balanced forced-air refrigeration system provides rapid chilling of product
- Automatic, non-electric evaporator
- Epoxy coated evaporator coil



3779 Champion Blvd., Winston-Salem, NC 27105
1-888-845-9800 Fax: 1-336-245-6453
Beverage-Air.com sales@bevair.com



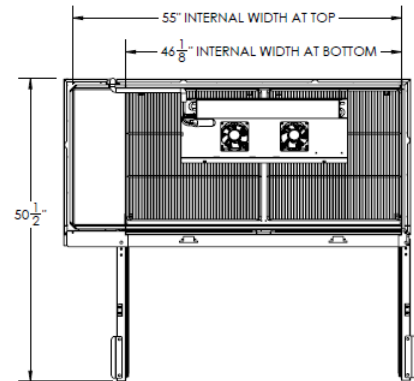
BEVERAGE-AIR

Bar Equipment-Back Bar Refrigerator Glass Door

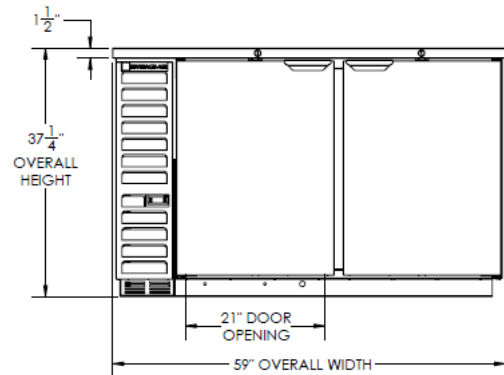
Model: BB58HC-1-G-B, BB58HC-1-G-S

MODEL	BB58HC-1-G-B	BB58HC-1-G-S
EXTERNAL DIMENSIONAL DATA		
Width Overall	59"	59"
Depth Overall with Handle	29 1/8"	29 1/8"
Height Overall	37 1/4"	37 1/4"
Number of Doors	2	2
Depth with Door Open 90°	50 1/2"	50 1/2"
Door Opening (in)	21" x 30"	21" x 30"
Shelf Area (sq. in)	Upper 511 1/2" Lower 682"	Upper 511 1/2" Lower 682"
INTERNAL DIMENSIONAL DATA		
NET Capacity (cubic ft.)	21.86	21.86
Internal Width Overall (in)	46 1/8"	46 1/8"
Internal Depth Overall (in)	23"	23"
Internal Height Overall (in)	30"	30"
Number of Shelves	4	4
Number of Kegs	2	2
ELECTRICAL DATA		
Full Load Amperes 115/60/1	2.5	2.5
REFRIGERATION DATA		
Horsepower	1/4	1/4
Capacity (BTU/Hr)*	1702	1702
WEIGHT DATA		
Gross Weight (Crated lbs)	354 lbs	354 lbs
Height - Crated	42"	42"
Width - Crated	62"	62"
Depth - Crated	32"	32"

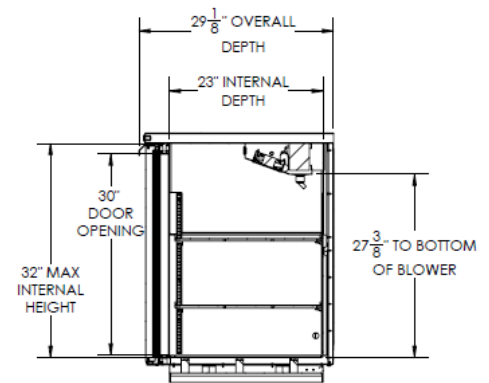
Model Views



Plan View



Elevation View



Side View

ELECTRICAL CONNECTION



115/60/1
NEMA-5-15P

Units pre-wired at
factory and include 8'
long cord and plug set.

