



**BEVERAGE-AIR**

Project: \_\_\_\_\_

AIA#

Item: \_\_\_\_\_

Location: \_\_\_\_\_

SIS#

Approved: \_\_\_\_\_

**BB BACK BAR EQUIPMENT**

**BB36HC Solid Door with Stainless Steel Top  
Hydrocarbon Series**

**MODELS:**

**BB36HC-1-B-27**

**BB36HC-1-S-27**



**BB36HC-1-B-27**

**3 Year Parts/Labor Warranty  
Additional 2 Year Compressor Warranty**

**CABINET CONSTRUCTION**

- Black or stainless steel exterior
- Interior construction utilizes galvanized steel on walls and ceiling, heavy duty stainless steel floor
- Full electronic control
- Stainless steel top
- Two (2) epoxy coated shelves per section, standard
- Self-closing doors
- Stay-open feature & lock standard
- Magnetic door gaskets provide positive door sealing
- LED lighting
- Compressor available on left or right, specify at time of unit order
- Balanced, forced air refrigeration system provides rapid chilling of product

**OPTIONS & ACCESSORIES**

- 3"-6" casters or 6" legs
- Wine model (40°-60° models)
- Food rated models available
- Undercounter models available
- Foot pedal door opener
- Glass Door

**REFRIGERATION SYSTEM**

- Refrigeration system uses R290 refrigerant to comply with all environmental concerns
- Automatic, non-electric evaporator
- Epoxy coated evaporator coil

**BB36HC Back Bar Refrigerators: Stainless Steel Top Model**



3779 Champion Blvd., Winston-Salem, NC 27105  
1-888-845-9800 Fax: 1-336-245-6453  
Beverage-Air.com sales@beva.com



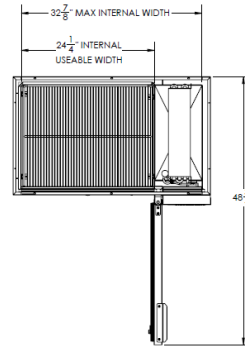
# BEVERAGE-AIR

## Bar Equipment-Back Bar Refrigerator Solid Door with Stainless Steel Top

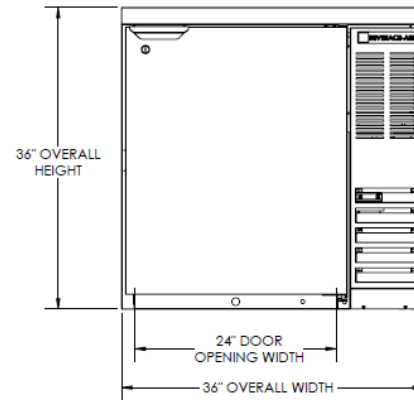
Models: BB36HC-1-B-27, BB36HC-1-S-27

MODEL	BB36HC-1-B-27	BB36HC-1-S-27
<b>EXTERNAL DIMENSIONAL DATA</b>		
Width Overall	36"	36"
Depth Overall with Handle	24 1/2"	24 1/2"
Height Overall	36"	36"
Number of Door	1	1
Depth with Door Open 90°	48 3/4"	48 3/4"
Door Opening (in)	24" x 29 1/4"	24" x 29 1/4"
Shelf Area (sq. in.)	405 3/8"	405 3/8"
<b>INTERNAL DIMENSIONAL DATA</b>		
NET Capacity (cubic ft.)	8.31	8.31
Internal Width Overall (in)	24 1/4"	24 1/4"
Internal Depth Overall (in)	19"	19"
Internal Height Overall (in)	29 1/2"	29 1/2"
Number of Shelves	2	2
Number of Kegs	2	2
<b>ELECTRICAL DATA</b>		
Full Load Amperes 115/60/1	2.5	2.5
<b>REFRIGERATION DATA</b>		
Horsepower	1/4	1/4
Capacity (BTU/Hr)*	1702	1702
<b>WEIGHT DATA</b>		
Gross Weight (Crated lbs)	243 lbs	243 lbs
Height - Crated	38"	38"
Width - Crated	39"	39"
Depth - Crated	26 1/2"	26 1/2"

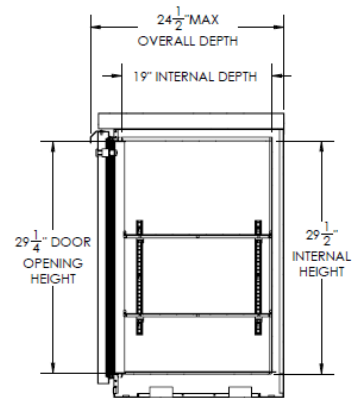
### Model Views



### Plan View



### Elevation View



### Side View

### ELECTRICAL CONNECTION



115/60/1  
NEMA-5-15P

Units pre-wired at factory and include 8' long cord and plug set.



an Ali Group Company



The Spirit of Excellence

3779 Champion Blvd., Winston-Salem, NC 27105  
1-888-845-9800 Fax: 1-336-245-6453  
Beverage-Air.com sales@bevair.com