


Item #: _____ Qty #: _____
 Model #: _____
 Project #: _____

SHELF WITH SNAP-IN END BRACKETS



Brackets easily snaps in on both ends
(Brackets are in a fixed position)

FEATURES:

Furnished with a 1-5/8" Bullnose edge with a 1-1/4" turn-up edge on sides and rear.
 Unit is easily assembled employing the slip-fit TAB-LOK design.

CONSTRUCTION:

Shelf and brackets are die stamped and die formed.

MATERIAL:

WS-KD Series - 18 gauge stainless steel polished to a satin finish.
AWS-KD Series - Heavy gauge aluminum.

S/S	ALUMINUM	Width	Length	Wt.	Cu.
WS-KD-24	AWS-KD-24	11 1/8"	24"	10 lbs.	1
WS-KD-36	AWS-KD-36	11 1/8"	36"	12 lbs.	1
WS-KD-48	AWS-KD-48	11 1/8"	48"	14 lbs.	1
WS-KD-60	AWS-KD-60	11 1/8"	60"	17 lbs.	1

SHELF WITH REPOSITIONING BRACKETS



Easily Position Brackets to allow Bracket to secure to a wall stud

FEATURES:

Brackets can be positioned to accommodate wall studs.
 Furnished with a 1-5/8" Bullnose edge with a 1-1/2" turn-up edge at rear. Ends are turned down square.

CONSTRUCTION:

Shelf and brackets are die stamped and die formed.

MATERIAL:

WS-KD Series - 18 gauge stainless steel polished to a satin finish.

S/S	Width	Length	Wt.	Cu.
WS-KD-72	12"	72"	21 lbs.	6
WS-KD-84*	12"	84"	25 lbs.	7
WS-KD-96*	12"	96"	28 lbs.	8

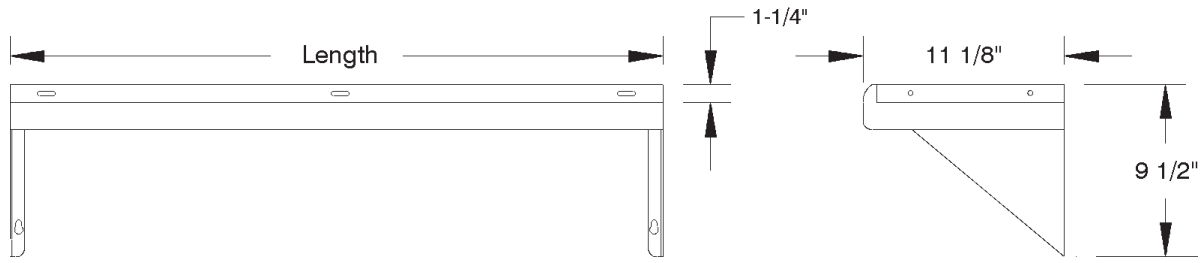
*Includes 3 Support Brackets

DETAILS and SPECIFICATIONS

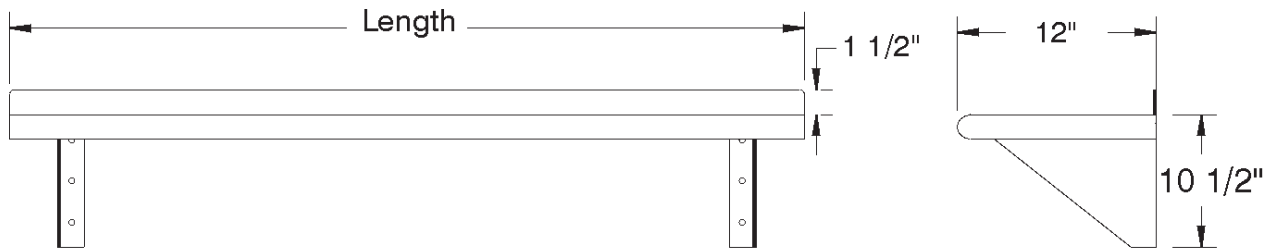
TOL \pm .500"

ALL DIMENSIONS ARE TYPICAL

SHELF WITH REPOSITIONING BRACKETS



SHELF WITH REPOSITIONING BRACKETS



Requirements for NSF Installations

1. Install at least 60" above floor.
2. Limit to dry storage.
3. Avoid contact with liquids.
4. For "Ganging-Up" installation, allow at least 2" between units or mount units side by side and seal joints with an approved sealant.

