



FEATURES:

- Maintains standard 35-1/2" working height.
- Top is furnished with 1 5/8" square bend on sides and 1 5/8" sanitary rolled rim on front and rear & square sides.
- Two hat-channels stud welded under tabletop to reinforce and maintain a level work surface.
- Aluminum die cast "leg-to-shelf" clamp secures shelf to leg eliminating unsightly nuts and bolts.
- Undershelf is fully adjustable.
- Includes 4 casters (2 with brakes).

CONSTRUCTION:

- All TIG welded. Exposed weld areas polished to match adjacent surface.
- Top is sound deadened.
- Roll formed embossed galvanized hat channels are secured to top by means of structural adhesive and weld studs.
- Gussets welded to support hat channels.

MATERIAL:

- TOP:** 16 gauge stainless steel type "304" series.
- SHELF:** 18 gauge stainless steel.
- LEGS:** 1 5/8" diameter tubular Stainless steel.
Stainless steel gussets.

	L	Model #	WT.	Cu. Ft.
30" WIDE		FLAT TOP		
	48"	MSLAG-304C-X	93 lbs.	7
	60"	MSLAG-305C-X	111 lbs.	8
	72"	MSLAG-306C-X	128 lbs.	10

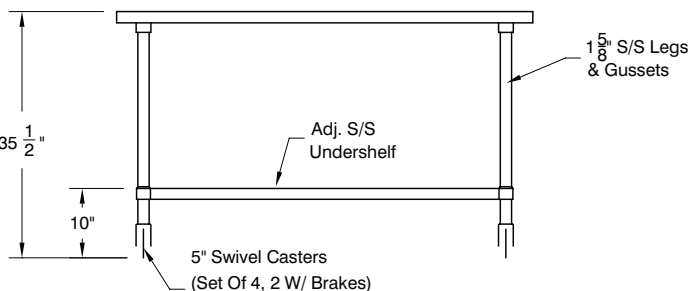
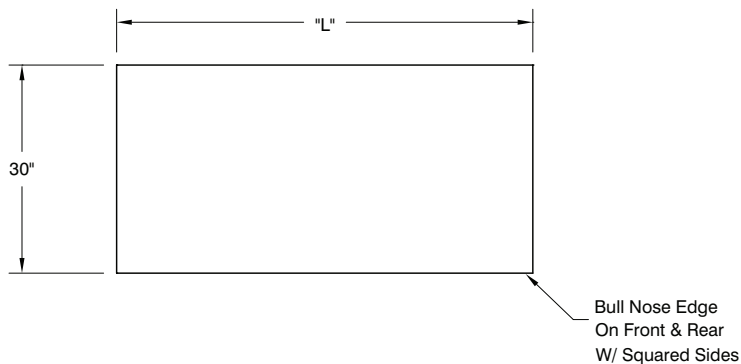
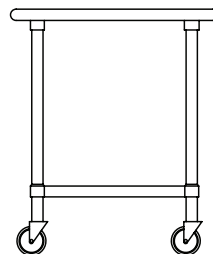
STAINLESS STEEL MOBILE WORK TABLES With Adjustable Undershelf

Item #: _____ Qty #: _____
Model #: _____
Project #: _____

DETAILS and SPECIFICATIONS

TOL ± .500"

ALL DIMENSIONS ARE TYPICAL



Customer Service Available To Assist You **1-800-645-3166** 8:30 am - 8:00 pm E.S.T.

For Orders & Customer Service:

Email: customer@advancetabco.com or Fax: 631-242-6900

For Smart Fabrication™ Quotes:

Email: smartfab@advancetabco.com or Fax: 631-586-2933