


# DIRECT DRAW CAPACITIES

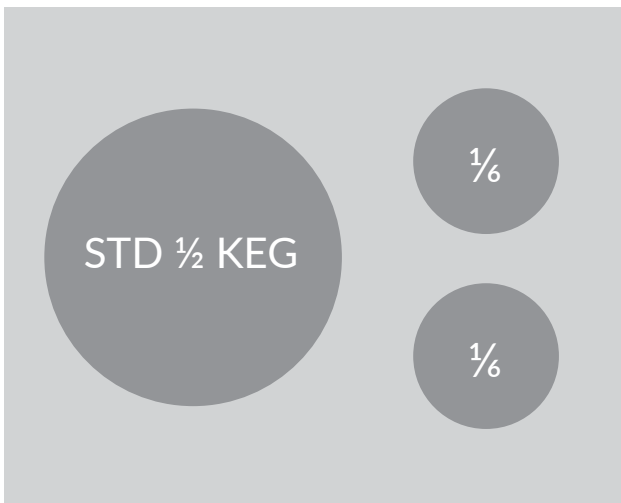
## UDD24-48 KEG CAPACITY



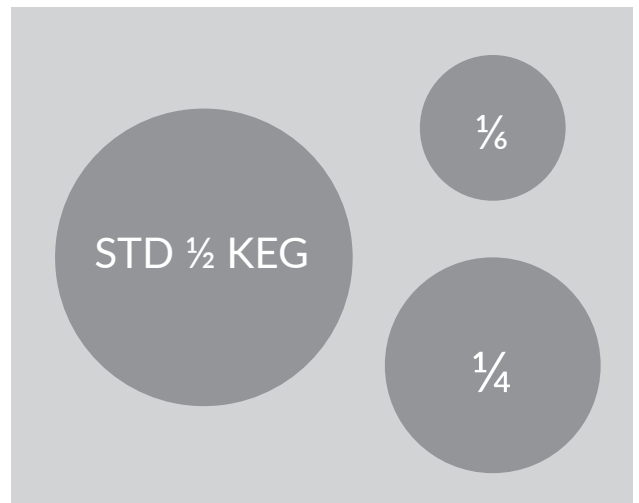
(2) STD 1/2 KEGS



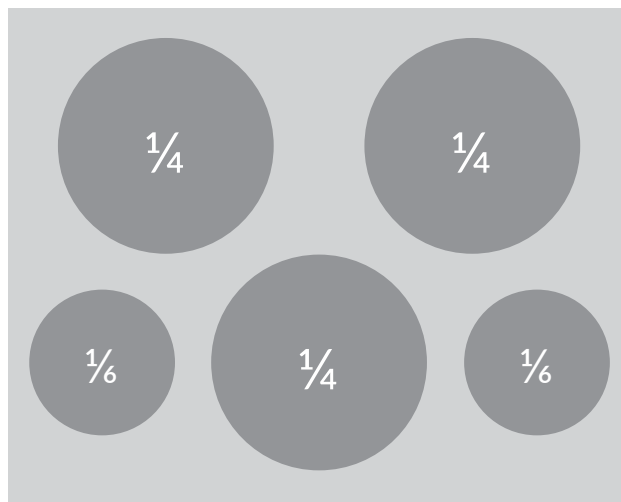
(6) 1/6 KEGS



(1) STD 1/2 KEG AND (2) 1/6 KEGS



(1) STD 1/2 KEG, (1) 1/6 KEGS AND (1) 1/4 SLIM KEG



(3) 1/4 SLIM KEGS AND (2) 1/6 KEGS