





## Portion Control Menu Planner



SEE MORE AT  
vollrathuniversity.com

Delivering proper nutrition and controlling your food costs demands accurate, repeatable portion sizing. The trouble is, how do you ensure that your kitchen staff and servers are using the proper size utensil? Vollrath simplifies portion control with a complete system of serving utensils, color-coded for quick and easy size selection. Your menu calls for 2 ounces of vegetables, tell your staff to use the blue Spoodle<sup>®</sup>. Serving 4 ounces of stuffing? Use a gray disher. It's that simple. No more searching through a drawer of look-alike utensils trying to read the capacity stamps.

Color	CAPACITY (ounces)	CAPACITY (cups)	APPROX. SERVINGS PER QUART	 DISHER <sup>2</sup> ③ VOLLRATH ITEM NUMBER	 ROUND SPOODE <sup>2</sup> VOLLRATH ITEM NUMBER ONE-PIECE SOLID/PERF. TWO-PIECE SOLID/PERF.	 OVAL SPOODE <sup>2</sup> VOLLRATH ITEM NUMBER ONE-PIECE SOLID/PERF.	 LADLE <sup>2</sup> VOLLRATH ITEM NUMBER ONE-PIECE TWO-PIECE
Purple	3/4	3/32	40	47147			
Black	1	1/8	30	47146	6433120/6432120 61147/61145	6412120/6422120	4980120 58011
Red	1 1/3	1/6	24	47145			
Yellow	1 5/8	7/32	20	47144			
Blue	2	1/4	16	47143	6433230/6432230 62157/62155	6412230/6422230	4980230 58322
Green	2 2/3	1/3	12	47142			
Light Blue	3 <sup>①</sup>	3/8 <sup>①</sup>	10	47141	6433335/6432335 62167/62165	6412335/6422335	4980335 58333
Light Gray	4	1/2	8	47140	6433445/6432445 62172/62170	6412445/6422445	4980445 58344
White	5 1/3	2/3	6	47139			
Cyan	6	3/4	5		6433655/6432655 62177/62175	6412655/6422655	4980655 58355
Orange	8	1	4		6433865/6432865 62182/62180	6412865/6422865	4980865 58366

①Disher Capacity: 3 1/4 oz. (3/8 cup)

Additional disher capacities available

STEAM TABLE PAN	SERVING SIZE (OZ)	FULL SIZE 20 3/4" X 12 3/4" DEPTH (INCHES)			TWO THIRDS SIZE 13 3/8" X 12 3/4" DEPTH (INCHES)			HALF SIZE 10 9/16" X 12 3/4" DEPTH (INCHES)			HALF SIZE LONG 20 3/4" X 6 1/2" DEPTH (INCHES)			ONE THIRD SIZE 6 3/8" X 12 3/4" DEPTH (INCHES)			ONE FOURTH SIZE 6 3/8" X 10 3/8" DEPTH (INCHES)			ONE SIXTH SIZE 6 3/8" X 6 1/4" DEPTH (INCHES)		
		2 1/2	4	6	2 1/2	4	6	2 1/2	4	6	2 1/2	4	6	2 1/2	4	6	2 1/2	4	6	2 1/2	4	6
Super Pan V™	1	268	452	684	176	296	452	136	214	322	120	184	264	85	134	197	60	96	146	40	60	87
Super Pan 3™	1	294	448	672	182	270	402	128	202	301	125	192	277	81	125	185	57	84	128	37	55	78
Super Pan V™	2	134	226	342	88	148	226	68	107	161	60	92	132	42	67	98	30	48	73	20	30	43
Super Pan 3™	2	147	228	338	91	135	201	64	101	151	62	96	138	40	62	92	28	42	64	18	28	39
Super Pan V™	3	89	150	228	58	98	150	45	71	107	40	61	88	28	44	66	20	32	48	13	20	29
Super Pan 3™	3	98	149	224	60	90	134	42	67	100	41	64	92	27	41	61	19	28	42	12	18	26
Super Pan V™	4	67	113	171	44	74	113	34	53	80	30	46	66	21	33	49	15	24	36	10	15	21
Super Pan 3™	4	74	112	168	45	67	100	32	51	75	31	48	69	20	31	46	14	21	32	9	14	20
Super Pan V™	6	44	75	114	29	49	75	22	35	53	20	30	44	14	22	32	10	16	24	6	10	14
Super Pan 3™	6	49	75	112	30	45	67	21	34	50	20	32	46	13	20	30	9	14	21	6	9	13
Super Pan V™	8	33	56	85	22	37	56	17	26	40	15	23	33	10	16	24	7	12	18	5	7	10
Super Pan 3™	8	37	56	84	22	33	50	16	25	38	15	24	34	10	15	23	7	10	16	4	7	10

Light Blue = Super Pan V™

Dark Blue = Super Pan 3™

