

G-Series Accessory Kits

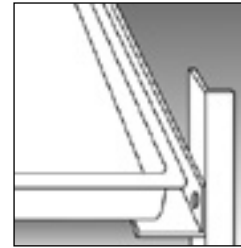
All G-Series accessory kits are pre-packaged for easy installation at the job site.

Tray Slides

Spacing

#1 Tray Slides - Standard 16 ga. Stainless Steel Angle Type For Bottom Support Of: (1) 18 x 26" Pan or (2) 14 x 18" Pans	2"	3"	4"	5"
Behind full height door-all models	28	19	14	11
Behind upper half height door-all models	13	9	7	5
Behind lower half height door-all models	13	9	7	5
#1 Tray Slides - EZ-Change Interior	2"	4"		
Behind full height door-all models	26	13		
Behind half height door-all models	12	6		

#1 Tray Slides Standard

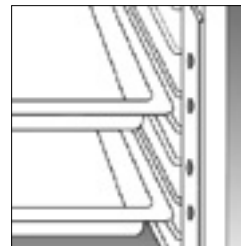


#1 Tray Slides EZ-Change



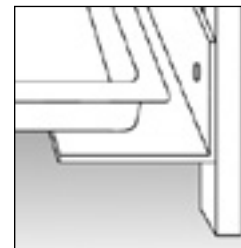
#4 Tray Slides - Standard Plated Steel Rod Type Of Rim Support Of: (1) 18 x 26" Pan (one pair #4 Tray Slides Accommodates one half section)	1 1/2"
Behind full height door-all models	38
Behind upper half height door-all models	18
Behind lower half height door-all models	18

#4 Tray Slides Standard



Universal Tray Slides - Standard* 16 ga. Stainless Steel Angle Type For Bottom Support Of: (1) 18 x 26" Pan or (2) 14 x 18" Pans or (2) 12 x 20" Pans (heated cabinets decrease quantity by 1, not available for two section models)	4"	5"	6"
Behind full height door-all models	14	11	9
Behind upper half height door-all models	6	5	4
Behind lower half height door-all models	7	5	4
Universal Tray Slides - EZ-Change Interior*	2 1/4"	4 1/2"	
Behind full height door-all models	22	11	
Behind half height door-all models	11	5	
Heavy-Duty Universal Tray Slides - EZ-Change Interior*	4 1/2"	9"	
Behind full height door-all models	11	5	
Behind half height door-all models	5	2	

Universal Tray Slides Standard



Universal Tray Slides EZ-Change



Heavy-Duty Universal Tray Slides EZ-Change



Shelves

Capacity	Std.	Max.
Behind full height door mounted on standard shelf pins	3	9
Behind half height doors mounted on standard shelf pins	3	8
Behind full height door mounted on optional pilasters	3	13 (4" spacing)
Behind half height doors mounted on optional pilasters	3	12 (4" spacing)

NOTES:

1. The above quantities reflect those possible with G-Series units built after December 2006. For maximum tray slide and shelf quantities possible for models built prior to that date please contact the factory.
2. The above quantities represent the maximum amount of tray slides recommended by Traulsen to achieve best air circulation and refrigeration performance.
3. Optional tray slides are not available for Compact Undercounter, Compact Prep Tables and Spacesaver models
4. EZ-Change Interior Universal Tray Slides max weight 75 lbs. EZ-Change Heavy Duty Universal Tray Slides max weight 125 lbs.*
5. Universal Tray Slides are not available for two section heated cabinets.*



TRAULSEN
4401 BLUE MOUND RD.
PHONE 1 (800) 825-8220
Website: www.traulsen.com

FT. WORTH, TX 76106
FAX-MKTG. 1 (817) 624-4302

G-Series Accessory Kits

NOTE: Each kit includes all necessary mounting hardware except where noted. All G-Series accessory kits are pre-packaged for easy installation at the job site.

One Section Models

<p>G1ACC-TK1 8 Pairs #1 Tray Slides</p> <p>G1ACC-TK2 2 Pairs #4 Tray Slides</p> <p>G1ACC-TK4 7 Pairs Universal Tray Slides</p> <p>G1ACC-SHLF1 3 Epoxy Coated Shelves on Pins</p> <p>G1ACC-SHLF2 3 Epoxy Coated Shelves on Pilasters</p> <p>G1ACC-SHLF3 3 Plated Shelves on Pins</p> <p>G1ACC-SHLF4 3 Plated Shelves on Pilasters</p>
--

Two Section Models

(left)	(right)
<p>G23ACC-TK1LR 8 Pairs #1 Tray Slides</p> <p>G23ACC-TK2LR 2 Pairs #4 Tray Slides</p> <p>G23ACC-TK4LR* 7 Pairs Universal Tray Slides</p> <p>G23ACC-SHLF1 3 Epoxy Coated Shelves on Pins</p> <p>G23ACC-SHLF2 3 Epoxy Coated Shelves on Pilasters</p> <p>G23ACC-SHLF3 3 Plated Shelves on Pins</p> <p>G23ACC-SHLF4 3 Plated Shelves on Pilasters</p>	<p>G23ACC-TK1LR 8 Pairs #1 Tray Slides</p> <p>G23ACC-TK2LR 2 Pairs #4 Tray Slides</p> <p>G23ACC-TK4LR* 7 Pairs Universal Tray Slides</p> <p>G23ACC-SHLF5 3 Epoxy Coated Shelves on Pins</p> <p>G23ACC-SHLF6 3 Epoxy Coated Shelves on Pilasters</p> <p>G23ACC-SHLF7 3 Plated Shelves on Pins</p> <p>G23ACC-SHLF8 3 Plated Shelves on Pilasters</p>

Three Section Models

(left)	(center)	(right)
<p>G23ACC-TK1LR 8 Pairs #1 Tray Slides</p> <p>G23ACC-TK2LR 2 Pairs #4 Tray Slides</p> <p>G23ACC-TK4LR 7 Pairs Universal Tray Slides</p> <p>G23ACC-SHLF1 3 Epoxy Coated Shelves on Pins</p> <p>G23ACC-SHLF2 3 Epoxy Coated Shelves on Pilasters</p> <p>G23ACC-SHLF3 3 Plated Shelves on Pins</p> <p>G23ACC-SHLF4 3 Plated Shelves on Pilasters</p>	<p>G3ACC-TK1C 8 Pairs #1 Tray Slides</p> <p>G3ACC-TK2C 2 Pairs #4 Tray Slides</p> <p>G3ACC-TK4C 7 Pairs Universal Tray Slides</p> <p>G3ACC-SHLF5 3 Epoxy Coated Shelves on Pins</p> <p>G3ACC-SHLF6 3 Epoxy Coated Shelves on Pilasters</p> <p>G3ACC-SHLF7 3 Plated Shelves on Pins</p> <p>G3ACC-SHLF8 3 Plated Shelves on Pilasters</p>	<p>G23ACC-TK1LR 8 Pairs #1 Tray Slides</p> <p>G23ACC-TK2LR 2 Pairs #4 Tray Slides</p> <p>G23ACC-TK4LR 7 Pairs Universal Tray Slides</p> <p>G23ACC-SHLF9 3 Epoxy Coated Shelves on Pins</p> <p>G23ACC-SHLF10 3 Epoxy Coated Shelves on Pilasters</p> <p>G23ACC-SHLF11 3 Plated Shelves on Pins</p> <p>G23ACC-SHLF12 3 Plated Shelves on Pilasters</p>

EZ-Change Kits

	One & Three Section (center only) Models
G13ACC-1EZ	4 Pairs #1 Tray Slides with Pilasters
G13ACC-UEZ	3 Pairs Universal with Pilasters
G13ACC-HDUEZ	3 Pairs Heavy Duty Universal with Pilasters
	Two & Three Section Models (left & right only)
G23ACC-1EZ	4 Pairs #1 Tray Slides with Pilasters
G23ACC-UEZ	3 Pairs Universal with Pilasters*
G23ACC-HDUEZ	3 Pairs Heavy Duty Universal with Pilasters*
	Other Accessory Kits
GSACC-1EZ	1 Pair #1 EZ Tray Slides
GSACC-UEZ	1 Pair Universal EZ Tray Slides*
GSACC-HDUEZ	1 Pair Heavy Duty Universal EZ Tray Slides*

Additional Shelves, Tray Slides & Supports

(mounting hardware not included)

	One Section Models
G1ACC-SHLF5	1 Epoxy Coated Shelf with Pins & Clips
G1ACC-SHLF6	1 Plated Shelf with Pins & Clips
	Two & Three Section Models (left & right section only)
G23ACC-SHLF9	1 Epoxy Coated Shelf with Pins & Clips for Left Section
G23ACC-SHLF10	1 Plated Shelf with Pins & Clips for Left Section
G23ACC-SHLF11	1 Epoxy Coated Shelf with Pins & Clips for Right Section
G23ACC-SHLF12	1 Plated Shelf with Pins & Clips for Right Section
	Three Section Models (center only)
G3ACC-SHLF15	1 Epoxy Coated Shelf with Pins & Clips for Center Section
G3ACC-SHLF16	1 Plated Shelf with Pins & Clips for CenterSection
	Other Accessory Kits
GSACC-#1TS	1 Pair #1 Type Tray Slides
GSACC-#4TS	1 Pair #4 Type Tray Slides
GSACC-UVTS	1 Pair Universal Type Tray Slides
GSACC-PLSTS	Mounting Hardware for Shelves on Pilasters & Clips**
GSACC-LEGS	Set of Four 6" High Legs
GSACC-CK3	Set of Four 4-5/8" High Casters

NOTES:

1. Includes the mounting hardware only to allow the use of the existing shelving to replace the standard shelf pin arrangement of any model/section G-Series unit to have pilasters and clips instead.**
2. Universal tray slides are excluded from two section heated cabinets.*

Continued product development may necessitate specification changes without notice. Part No. TR35872 (REV. 08-25-14)

TRAUlsen
4401 BLUE MOUND RD.
PHONE 1 (800) 825-8220
Website: www.traulsen.com

FT. WORTH, TX 76106
FAX-MKTG. 1 (817) 624-4302

Traulsen