

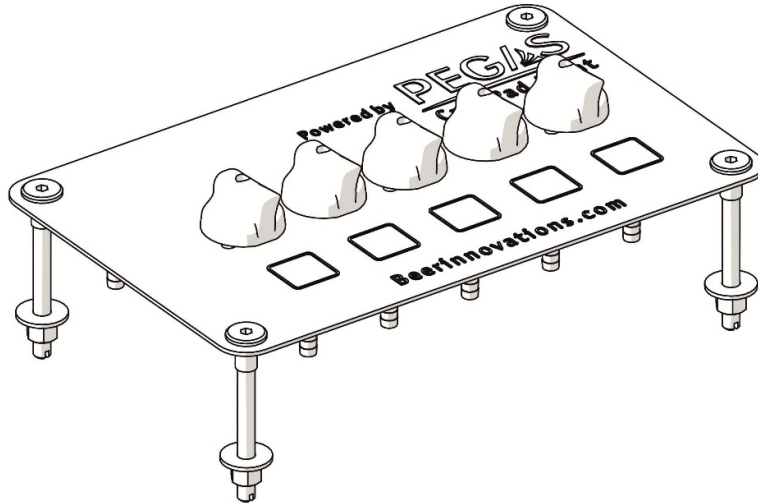
## Pegas CraftPad Light data sheet.

### 1. Device purpose

Pegas CraftPad Light – is a flow control switch manifold, for four different beers that are being dispensed through PEGAS CraftTap or another dispensing device.

PEGAS CraftPad manifold has 5 flow control switches:

- Four of them are for beer dispensing
- Fifth is for beer filling line purge with CO<sub>2</sub>



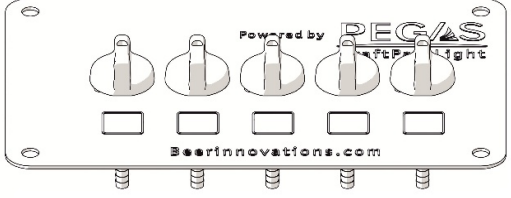
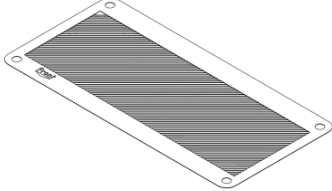


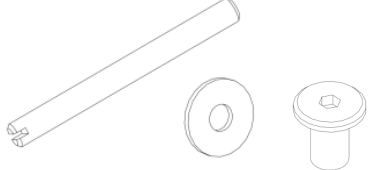

### 2. Technical data

The flow switch device CraftPad Light is made of brass, ABS plastic and stainless steel.

Parameter	Units	Value	
Filling capacity (depends on the temperature, beer qualities, and operator qualification)	L/h (gal/h)	45-120 (10.22 – 27.24)	
CO <sub>2</sub> pressure supplied to the keg	MPa (bar)	0.15 – 0.25 (1.5 – 2.5)	
CO <sub>2</sub> flow rate (to create counter-pressure)	Kg/h (lb/h)	0.2 – 0.8 (0.44 – 1.76)	
Outside supply hose diameter	mm (in)	12 (1/2)	
Inside supply hose diameter	mm (in)	7 (5/16)	
Dimensions (length x width)	mm (in)	300x190 11.8x7.5	
Device weight	Net	kg (lb)	2.1 (4.63)
	Gross	kg (lb)	2.25 (4.96)

\*Device appearance, its design, technical data and consumer characteristics may be changed without notice

### 3. Packaging contents

<p>Flow control switch manifold, 1 pc</p>  <p>The image shows a rectangular metal manifold plate with five vertical valves. Each valve has a small cylindrical knob. The text 'Powered by PEGAS' is printed in the center, and 'Bearinnovations.com' is at the bottom. There are four screws along the top edge and four along the bottom edge.</p>	<p>Stencil for surface hole drilling, 1 pc</p>  <p>The image shows a rectangular metal stencil with a grid of small holes. It has four mounting holes at the corners.</p>
<p>Valve for flow control switch, 5 pcs</p>  <p>The image shows a single valve component, which is a small cylindrical plastic part with a curved top and a small protrusion on the side.</p>	<p>Screw with washer for valve fixing, 6 pcs</p>  <p>The image shows a long screw with a flat washer attached to its head.</p>
<p>Pin M8 with flat washer and nut, 4 pcs</p>  <p>The image shows three components: a long metal pin, a flat washer, and a nut.</p>	<p>Nut M8, 4 pcs</p>  <p>The image shows a single M8 nut.</p>

### 4. Assembly

CraftPad Light consists of the following main parts:

1. Screw M3
2. Washer
3. Decorative nut M8
4. Top plate (stainless steel)
5. Pin M8
6. Insulation tape (K-flex)
7. Washer
8. Nut M8
9. Bracket (stainless steel)
10. Manifold (JG components)
11. Insulation tape (K-flex)
12. Screw M3
13. Bracket (stainless steel)
14. Rivet (stainless steel)
15. Valve (ABS plastic)
16. Manifold

