



PAN LAYOUTS

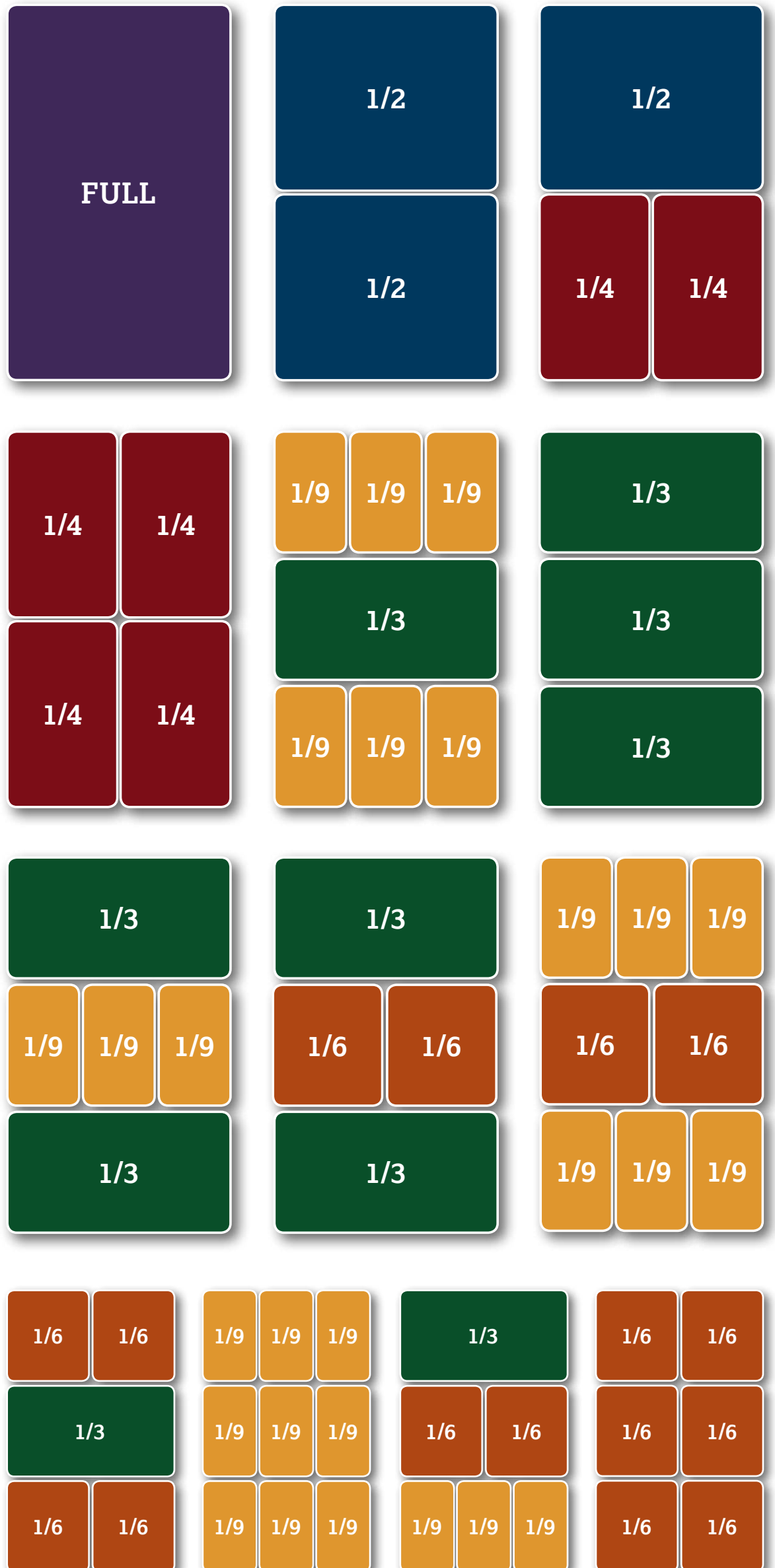
for Vigor Steam Table Pans

Maximize your efficiency with the right size pans!

Customize your hot and cold food well layouts! Check out these suggested configurations for 12W" x 20L" (30.5 cm x 50.8 cm) sized openings.*

*Nominal dimensions listed. May vary.

ITEM #	SIZE	DEPTH
24711222	FULL	2½"
24711422	FULL	4"
24711622	FULL	6"
24712222	HALF	2½"
24712422	HALF	4"
24712622	HALF	6"
24713222	1/3	2½"
24713422	1/3	4"
24713622	1/3	6"
24714222	1/4	2½"
24714422	1/4	4"
24714622	1/4	6"
24716222	1/6	2½"
24716422	1/6	4"
24716622	1/6	6"
24719222	1/9	2½"
24719422	1/9	4"




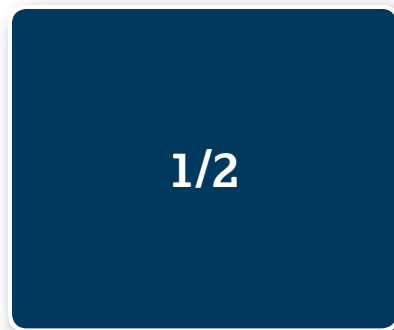


PORTION CONTROL

for Vigor Steam Table Pans

Help control your food costs with accurate, consistent portioning.

Portion spoons help to provide consistent serving and allow you to dish out food more efficiently and quickly. Check out the below serving sizes to see just how much product you can dish out of our Vigor pans!



SERVING SIZE	FULL SIZE		
OUNCES	2½	4	6
1	268	452	684
2	134	226	342
3	89	150	228
4	67	113	171
6	44	75	114
8	33	56	85

SERVING SIZE	HALF SIZE		
OUNCES	2½	4	6
1	136	214	322
2	68	107	161
3	45	71	107
4	34	53	80
6	22	35	53
8	17	26	40

SERVING SIZE	1/3 SIZE		
OUNCES	2½	4	6
1	85	134	197
2	42	67	98
3	28	44	66
4	21	33	49
6	14	22	32
8	10	16	24



SERVING SIZE	1/4 SIZE		
OUNCES	2½	4	6
1	60	96	146
2	30	48	73
3	20	32	48
4	15	24	36
6	10	16	24
8	7	12	18

SERVING SIZE	1/6 SIZE		
OUNCES	2½	4	6
1	40	60	87
2	20	30	43
3	13	20	29
4	10	15	21
6	6	10	14
8	5	7	10