



MINI COMBI OVENS REPLACEMENT PARTS LIST

EFFECTIVE JUNE 6, 2016

Superseding All Previous Parts Lists.

The Company reserves the right to make substitution in the event that items specified are not available.

ERRORS: Descriptive and/or typographic errors are subject to correction.

BLODGETT OVEN COMPANY


44 Lakeside Avenue, Burlington, Vermont 05401 USA Telephone: (802) 658-6600 Fax: (802) 860-3732
www.blodgett.com

P/N 61508 Rev J

TABLE OF CONTENTS

OVEN DOOR	3
REAR VIEW	4
OVEN INTERIOR	6
FRONT VIEW AND INTERIOR	7
TOP PART OF OVEN (ELECTRIC)	8
BMC CONTROL PANEL	10
BCT CONTROL PANEL.....	11
BCP CONTROL PANEL.....	12
HAND SHOWER.....	13


OVEN DOOR



<u>Ref. No.</u>	<u>Part No.</u>	<u>Description</u>
1	61343	Door complete,10
	61540	Door complete, 2/3 & 6
2	61553	Cap, Door handle
3	61554	Spring for handle
4	61925	Door handle kit, w/cap
5	61125	Hinge upper left (lower right)
6	61126	Hinge lower left (upper right)
7	61555	Hinge marine top left


<u>Ref. No.</u>	<u>Part No.</u>	<u>Description</u>
8	61556	Hinge marine top right
9	61557	Gas spring 50n
10	61558	Gas spring holder
11	61559	Interior glass, 2/3 & 6
	61560	Interior glass, 10
12	61561	Rubber stopper interior glass

REAR VIEW



Ref. No.	Part No.	Description
1	60113	Hose nipple elbow Ø10x1/4"
2	61562	Hose nipple Ø10x1/4"
3	61563	T-piece 1/4"
4	60111	T-piece ø6mm
5	60112	Quick action coupling Ø6x1/8"
6	61285	Hose nipple elbow Ø10x1/8"
7	61564	Suspension bracket with nozzle
8	61333	Hose clamp Ø10-16mm
9	61565	Hose blue Ø50,8x4,6mm
10	60910	Hose clamp Ø40-64mm

REAR VIEW



<u>Ref. No.</u>	<u>Part No.</u>	<u>Description</u>
1	60929	Hose (transparent) Ø10x17mm
2	61926	Fan motor kit, w/seal
3	60106	Tube (blue) Ø6mm
4	60194	Detergent/rinse pump
5	61567	Cable Connector
6	61730	Vent Pipe 2/3 & 6

<u>Ref. No.</u>	<u>Part No.</u>	<u>Description</u>
	61731	Vent Pipe 10
7	61571	Solenoid valve 4-way, 3 coils
	61869	Solenoid valve 3-way, 2 coils
	61572	Solenoid valve 2-way, 2 coils
	60917	Solenoid valve Single
8	60130	Pressure Switch, Water


OVEN INTERIOR



Ref. No.	Part No.	Description
1	60323	Temperature Probe
2	61187	Hi-Limit T-stat 350°C
3	61573	Shaft Seal
4	61753	Spring, Shaft Seal
5	61754	Plate, Motor Seal
6	61824	Fan wheel, All models
7	61575	Gasket heating element 10
7	61576	Gasket heating element 2/3 & 6
8	61577	Heating element, 2/3 5400-7200W 208-240V
8	61578	Heating element, 2/3, 5400-6500W 400/415V

Ref. No.	Part No.	Description
8	61579	Heating element, 2/3, 5400-5800W 440/480V
9	61580	Heating element, 6, 6900-9200W 208/230/240/400/415V 2NAC
10	61745	Heating Element 2/3, 208-240V/3Ø
10	61746	Heating Element 6, 208-240V/3Ø
10	61499	Heating element, 10, 10400-13850W 208-240V/3Ø
10	61581	Heating element, 10, 10400-12400W 256V(440V)/277V(480V) 3Ø
11	61732	Drain Seal
12	61733	Drain Strainer


FRONT VIEW AND INTERIOR



Ref. No.	Part No.	Description
1	60959	Door gasket 2/3 & 6
1	60960	Door gasket 10
2	61335	Spray Arm Assembly
3	61728	Pipe , Water Delivery 2/3 & 6
3	61729	Pipe , Water Delivery 10
4	60164	Lamp Glass, Halogen, with gasket
	61283	Halogen bulb 12V (Not shown)
5	61582	Core probe L=2000 mm
6	60958	Catch, 2 step
7	61583	Interior Baffle, 23

Ref. No.	Part No.	Description
7	61234	Interior Baffle, 6
8	61584	Interior Baffle, 10
9	61585	Air guide plate, 6
9	61586	Air guide plate, 10 right
9	61587	Air guide plate, 10 left
10	61588	Side Rack kit, 23
10	61410	Side Rack kit, 6
10	61589	Side Rack kit, 10
10	61232	Side rack, LH, 6 (BK & Wendy's)
10	61233	Side rack, RH, 6 (BK & Wendy's)


TOP PART OF OVEN (ELECTRIC)



Ref. No.	Part No.	Description
1	61592	Rubber seal
2	61309	Exhaust Assembly
4	60332	Connector, 1,5Q, 2-pole,
4	60331	Connector double
5	60127	Contacteur A16-24V 50/60Hz
6	60819	Cooling fan AA 1752 HB-AT (6" Round)

Ref. No.	Part No.	Description
7	60124	Cooling fan AA 1282 UB-AT (4.5" Square)
8	60262	End stop, 6mm WAGO 249-116
9	60585	Transformer 200-240V 2x24-12V
10	60911	Transformer 400-415-440-480/2x24-12-230


TOP PART OF OVEN (ELECTRIC)



Ref. No.	Part No.	Description
1	61612	Fuse F1, F3 - 3.15A
1	61613	Fuse F2 - 2A
2	61614	Fuse F4 - 5A
2	61615	Fuse F5/F6/F8/F9 - 8A
3	60317	Fuse carrier
4	60320	Terminal, 4-conductor, for fuse carrier
5	61616	Frequency inverter 0,18kW
6	61027	Computer I/O electric
7	60279	Terminal Block, 2-pole, yellow/green wire
8	60278	Terminal, 4Q, 2-pole, blue

BMC CONTROL PANEL

“MANUAL CONTROL OPTION”

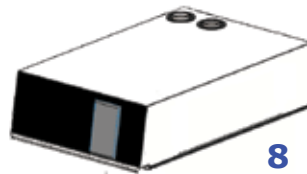


Ref. No.	Part No.	Description
1	60956	Front panel & key pad, Red (Manual)
1	61954	Front panel & key pad, Black (Manual)
2	60344	Turn knob
3	61593	Gasket, front panel (Red Control) (Manual & Programmable)
3	61727	Gasket, front panel (Black Control) (Manual only)

Ref. No.	Part No.	Description
4	60338	Shaft, Coupling (under encoder)
5	60582	Buzzer
6	60341	Encoder
7	61725	Programming Cable
8	61029	CPU – Manual Control
9	60575	Door Sensor

BCT CONTROL PANEL

“TOUCHSCREEN CONTROL OPTION”




Ref. No.	Part No.	Description
1	61492	Front Panel & touchpad, BLCT – (Black)
2	61724	Gasket, Operational Panel
3	61260	Speaker
	61804	Speaker (Wendys)
4	60575	Door Sensor
5	61911	Display 6.5" w/Bracket
6	61838	Kit, Touchscreen Control (general market)
6	61449	CPU – Touchscreen Control (Burger King)
6	61533	CPU – Touchscreen Control (Wendy's)
6	61859	CPU – Touchscreen Control (Wendy's CA)
6	61820	CPU - Touchscreen Control (Smithfield)

Ref. No.	Part No.	Description
6	61886	CPU – Touchscreen Control (Wendy's CHKN US)
7	61723	USB Connector Cable
8	61861	BCT CSII COMPLETE CONTROL TOP
8	61862	BCT CSII COMPLETE CONTROL TOP (WENDY'S US)
8	61863	BCT CSII COMPLETE CONTROL TOP (BK)
8	61865	BCT CSII COMPLETE CONTROL TOP (WENDY'S CA)
8	61887	CPU - BCT CSII COMPLETE CONTROL TOP (Wendy's CHKN US)

BCP CONTROL PANEL

“PROGRAMMABLE CONTROL OPTION”



Ref. No.	Part No.	Description
1	60955	Operation panel & decal (BLCP) - Red
2	61593	Gasket, front panel
3	61028	CPU, Programmable Control
4	60343	USB cable assy
5	60575	Door sensor

Ref. No.	Part No.	Description
6	61590	Ribbon cable for display
7	61464	Display 5.7" TFT
8	61591	Communication cable
9	60582	Buzzer

HAND SHOWER



<u>Ref. No.</u>	<u>Part No.</u>	<u>Description</u>	<u>Ref. No.</u>	<u>Part No.</u>	<u>Description</u>
1	61544	Holder for hand shower	8	61602	Coupling, elbow 90 x 1/2"
2	60121	Spray Head	9	61603	Union joint 1/2
3	61597	Adapter 1/2 "BSP - 3/4" GHT	10	61604	T-connector for hand shower 1/2
4	61598	Quick coupling strait 3/8"xØ8/Ø6	11	61605	Quick coupling strait Ø8x14
5	61599	Reducing nipple 3/4" - 1/2"	12	61606	Hand shower kit complete
6	61600	Spring for spray gun	13	61336	CombiWash Lines
7	61601	Hose	13	61898	CombiWash Lines W/ Labels (Wendy's)