



Merchandiser Solutions

*Cafeterias • Convenience Stores
Supermarkets & Delis • Restaurants & Cafés
Clubs & Bars • Catering • Concessions*



GRPWS-4818T with base heat only
(signs not included) *pg. 2*



GRSDS-36D Dual slant shelf *pg. 4*



GR2SDS-48D with standard *Designer Black* inset panels and corner caps *pg. 6*



HZMS-36D in standard *Designer Black*
pg. 9



GR3SDS-39D in optional *Designer Antique Copper* *pg. 11*



FSCDH-2PD in standard *Designer Black*, with sign holder (sign not included), 3-sided skirt, perforated shelf and *Night Sky Simulated Stone* base. Also with accessory risers and food pans *pg.16*



Glo-Ray® Pizza Warmers

Convenient for self-serve and quick-serve areas. The Hatco Glo-Ray® Pizza Warmers with base heat only hold boxed or bagged pizzas. Available in one, two, three or four shelf configurations to showcase food in an easy pass-through display.

- Box stop doubles as the sign holder, a standard feature (excluding base only unit) (signs not included)
- Ideal for holding boxed products for high volume applications like stadiums, schools, convenience stores and amusement parks
- Constructed of aluminum and stainless steel with tempered glass side panels (excluding base only unit)



GRPWS-2424 with base heat only

- Separate power switch for each thermostatically-controlled shelf
- Incandescent lights with bright annealed reflectors illuminate the holding areas (excluding base only unit)



GRPWS-2418D with base heat only, signs not included

SLANT DISPLAY WARMERS WITH BASE HEAT ONLY

Model	No. of Bulbs, Divider Rods	Dimensions (W x D x H) <i>Height includes legs</i>	Voltage Single Phase	Usable Heated Shelf Space W x D	Watts	Plugs	Ship Weight
Base Only							
GRPWS-2424	0,5	22 ⁷ / ₈ " x 24 ¹ / ₈ " x 10 ⁵ / ₈ "	120	22 ¹ / ₂ " x 23 ³ / ₄ "	345	NEMA 5-15P	40 lbs.
GRPWS-3624	0,7	34 ⁷ / ₈ " x 24 ¹ / ₈ " x 10 ⁵ / ₈ "	120	34 ¹ / ₂ " x 23 ³ / ₄ "	505	NEMA 5-15P	45 lbs.
GRPWS-4824	0,9	46 ⁷ / ₈ " x 24 ¹ / ₈ " x 10 ⁵ / ₈ "	120	46 ¹ / ₂ " x 23 ³ / ₄ "	660	NEMA 5-15P	60 lbs.
Dual Shelf							
GRPWS-2418D	4,0	23 ⁷ / ₈ " x 20 ¹ / ₈ " x 22 ⁵ / ₈ "	120	22 ¹ / ₂ " x 17 ³ / ₄ "	960	NEMA 5-15P	76 lbs.
GRPWS-3618D	6,0	35 ⁷ / ₈ " x 20 ¹ / ₈ " x 22 ⁵ / ₈ "	120	34 ¹ / ₂ " x 17 ³ / ₄ "	1440	NEMA 5-15P	91 lbs.
GRPWS-4818D*	8,0	47 ⁷ / ₈ " x 20 ¹ / ₈ " x 22 ⁵ / ₈ "	120	46 ¹ / ₂ " x 17 ³ / ₄ "	1920	NEMA 5-20P	136 lbs.
GRPWS-2424D	4,0	23 ⁷ / ₈ " x 26 ¹ / ₈ " x 23 ⁵ / ₈ "	120	22 ¹ / ₂ " x 23 ³ / ₄ "	1200	NEMA 5-15P	108 lbs.
GRPWS-3624D	6,0	35 ⁷ / ₈ " x 26 ¹ / ₈ " x 23 ⁵ / ₈ "	120	34 ¹ / ₂ " x 23 ³ / ₄ "	1800	NEMA 5-20P	136 lbs.
GRPWS-4824D	8,0	47 ⁷ / ₈ " x 26 ¹ / ₈ " x 23 ⁵ / ₈ "	120/208-240	46 ¹ / ₂ " x 23 ³ / ₄ "	2390	NEMA L14-20P	177 lbs.
Triple Shelf							
GRPWS-2418T	6,0	23 ⁷ / ₈ " x 20 ¹ / ₈ " x 29 ³ / ₄ "	120	22 ¹ / ₂ " x 17 ³ / ₄ "	1440	NEMA 5-15P	98 lbs.
GRPWS-3618T	9,0	35 ⁷ / ₈ " x 20 ¹ / ₈ " x 29 ³ / ₄ "	120/208-240	34 ¹ / ₂ " x 17 ³ / ₄ "	2160	NEMA L14-20P	136 lbs.
GRPWS-4818T	12,0	47 ⁷ / ₈ " x 20 ¹ / ₈ " x 29 ³ / ₄ "	120/208-240	46 ¹ / ₂ " x 17 ³ / ₄ "	2880	NEMA L14-20P	175 lbs.
GRPWS-2424T*	6,0	23 ⁷ / ₈ " x 26 ¹ / ₈ " x 30 ³ / ₄ "	120	22 ¹ / ₂ " x 23 ³ / ₄ "	1800	NEMA 5-15P	116 lbs.
GRPWS-3624T	9,0	35 ⁷ / ₈ " x 26 ¹ / ₈ " x 30 ³ / ₄ "	120/208-240	34 ¹ / ₂ " x 23 ³ / ₄ "	2700	NEMA L14-20P	167 lbs.
GRPWS-4824T*	12,0	47 ⁷ / ₈ " x 26 ¹ / ₈ " x 30 ³ / ₄ "	120/208-240	46 ¹ / ₂ " x 23 ³ / ₄ "	3585	NEMA L14-20P	227 lbs.
Quadruple Shelf							
GRPWS-2418Q	8,0	23 ⁷ / ₈ " x 20 ¹ / ₈ " x 36 ³ / ₄ "	120/208-240	22 ¹ / ₂ " x 17 ³ / ₄ "	1920	NEMA L14-20P	119 lbs.
GRPWS-3618Q	12,0	35 ⁷ / ₈ " x 20 ¹ / ₈ " x 36 ³ / ₄ "	120/208-240	34 ¹ / ₂ " x 17 ³ / ₄ "	2880	NEMA L14-20P	157 lbs.
GRPWS-4818Q	16,0	47 ⁷ / ₈ " x 20 ¹ / ₈ " x 36 ³ / ₄ "	120/208-240	46 ¹ / ₂ " x 17 ³ / ₄ "	3840	NEMA L14-20P	214 lbs.
GRPWS-2424Q	8,0	23 ⁷ / ₈ " x 26 ¹ / ₈ " x 37 ⁷ / ₈ "	120/208-240	22 ¹ / ₂ " x 23 ³ / ₄ "	2400	NEMA L14-20P	151 lbs.
GRPWS-3624Q	12,0	35 ⁷ / ₈ " x 26 ¹ / ₈ " x 37 ⁷ / ₈ "	120/208-240	34 ¹ / ₂ " x 23 ³ / ₄ "	3600	NEMA L14-20P	214 lbs.
GRPWS-4824Q*	16,0	47 ⁷ / ₈ " x 26 ¹ / ₈ " x 37 ⁷ / ₈ "	120/208-240	46 ¹ / ₂ " x 23 ³ / ₄ "	4780	NEMA L14-20P	277 lbs.

† Also available in 120/208-240V.

▲ Canadian Models use NEMA 5-20P.

* Canadian Models use NEMA L14-30P.

ONE YEAR ON-SITE PARTS AND LABOR WARRANTY.

All Slant Display Warmer Models Feature:

Cord Location: Control side at right base corner.

OPTIONS (available at time of purchase only)

Designer Colors – Non-standard colors are non-returnable – Stainless Steel Standard –

RED	Warm Red
BLACK	Black
GRAY	Gray Granite
WHITE	White Granite
NAVY	Navy Blue
GREEN	Hunter Green
COPPER	Antique Copper
HAL	Halogen Bulb in lieu of standard Display Light (60 Watt)

COLORS AND FINISHES – PAGE 20

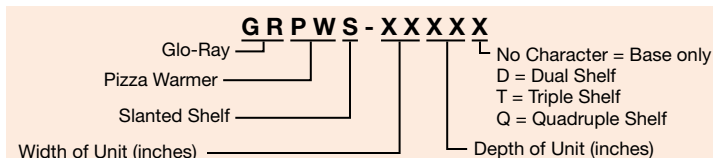
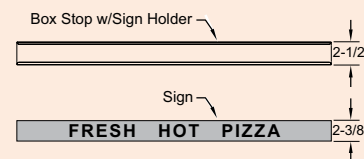
RECOMMENDED SIGN DIMENSIONS

- Excluding base only units -

GRPWS-24's: 22¹/₄" x 2⁵/₈" x 1¹/₈"

GRPWS-36's: 34¹/₄" x 2⁵/₈" x 1¹/₈"

GRPWS-48's: 46¹/₄" x 2⁵/₈" x 1¹/₈"



Glo-Ray® Merchandising Warmers

Designed with both a slanted and horizontal shelf, Glo-Ray® Merchandising Warmers offer the convenience of customer self-serve with the efficiency of preparing and holding product in advance for peak serving periods.

HIGH WATT MODELS: Top shelf overhead heat is designed to hold fries and sandwiches.

- Warmer includes a slant and horizontal shelf for merchandising a variety of products like popcorn on the top shelf and nachos, boxed pizza or wrapped food on the bottom
- Standard Indicating Temperature Control enhances accuracy and provides digital readout of temperatures
- Thermostatically-controlled hardcoated heated base to extend holding times
- Pre-focused infrared top heat directs heat to the outer edges where heat loss is greatest
- Product divider rods and 4" legs included
- Shatter-resistant incandescent lights illuminate the holding areas and emphasize the product



GRSDS/H-36D with slant and horizontal shelf and optional 15" clearance top shelf

SLANT/HORIZONTAL DISPLAY WARMERS – DUAL SHELF

Model	No. of Bulbs, Divider Rods	Dimensions W x D x H	Voltage Single Phase	Watts	Plugs	Ship Weight
GRSDS/H-30D	4, 12	30" x 24¼" x 33½"	120	1530	NEMA 5-15P▲	140 lbs.
GRSDS/H-36D	4, 14	36" x 24¼" x 33½"	120	1810	NEMA 5-20P	158 lbs.
GRSDS/H-41D	6, 16	41" x 24¼" x 33½"	120/208-240	2120	NEMA L14-20P	178 lbs.
GRSDS/H-30DHW®	4, 12	30" x 24¼" x 33½"	120/208-240	2450	NEMA L14-20P	140 lbs.
GRSDS/H-36DHW®	4, 14	36" x 24¼" x 33½"	120/208-240	2910	NEMA L14-20P	158 lbs.
GRSDS/H-41DHW®	6, 16	41" x 24¼" x 33½"	120/208-240	3360	NEMA L14-20P	178 lbs.

▲ Canadian Models use NEMA 5-20P.

® High wattage on top shelf only.

All Slant/Horizontal Dual Shelf Display Warmer Models Feature:

Cord Location – Back Counter Display Models: Control side at right base corner.

OPTIONS (available at time of purchase only)

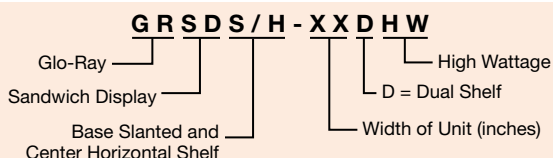
Designer Colors – Non-standard colors are non-returnable – Glossy Gray Standard –

RED	Warm Red
BLACK	Black
GRAY	Gray Granite
WHITE	White Granite
NAVY	Navy Blue
GREEN	Hunter Green
COPPER	Antique Copper
15SPACE	15" Clearance Top Shelf in lieu of standard 12" Clearance (add 3" to height of unit)
HAL	Halogen Bulb in lieu of standard Display Light (60 Watt)

COLORS AND FINISHES – PAGE 20

ACCESSORIES (available for purchase at any time)

GRSDS-DIV	Additional Stainless Steel Divider Rods (bottom shelf only)
GRSDH-DIV	Additional Stainless Steel Divider Rods (top shelf only)



ONE YEAR ON-SITE PARTS AND LABOR WARRANTY, PLUS ONE ADDITIONAL YEAR PARTS-ONLY WARRANTY ON ALL GLO-RAY METAL SHEATHED HEATING ELEMENTS.

ALL GLO-RAY BLANKET HEATING ELEMENTS WARRANTED AGAINST BURNOUT FOR ONE YEAR.



Glo-Ray® Merchandising Warmers

Designed specifically for showcasing wrapped or boxed product, the Hatco Glo-Ray® Merchandising Warmers hold hot food safely at proper serving temperatures. These warmers offer the convenience of self-serve and the efficiency of kitchen-to-server holding.



GRSDH-30



GRSDH-30D

- Available in single- or two-tier models (slant models available in three-tier)
- Product divider rods sort food displays
- Thermostatically-controlled hardcoated heated base, with a temperature range of 185° - 200°F, to extend holding times
- Horizontal or slant shelves
- Pre-focused infrared top heat directs heat to the outer edges where heat loss is greatest
- Shatter-resistant incandescent lights illuminate the holding areas and emphasize the product



GRSDS-36T
with optional
Designer color

HORIZONTAL MERCHANDISING WARMERS

Model	No. of Bulbs, Divider Rods	Dimensions (W x D x H) Height includes legs	Voltage	Usable Heated Shelf Space W x D	Watts	Plugs	Ship Weight
Single Shelf							
GRSDH-24	2, 5	24" x 19½" x 12"	120	22¾" x 16½"	830	NEMA 5-15P	48 lbs.
GRSDH-30	2, 6	30" x 19½" x 12"	120	28¾" x 16½"	970	NEMA 5-15P	56 lbs.
GRSDH-36	2, 7	36" x 19½" x 12"	120	34¾" x 16½"	1170	NEMA 5-15P	66 lbs.
GRSDH-41	3, 8	41" x 19½" x 15"	120	39¾" x 16½"	1340	NEMA 5-15P	74 lbs.
GRSDH-52 [▲]	4, 10	52" x 19½" x 15"	120	50¾" x 16½"	1760	NEMA 5-15P	86 lbs.
GRSDH-60	5, 12	60" x 19½" x 15"	120/208-240	58¾" x 16½"	2100	NEMA L14-20P	133 lbs.
Dual Shelf							
GRSDH-24D [▲]	4, 10	24" x 19½" x 25⅝"	120	22¾" x 16½"	1660	NEMA 5-15P	88 lbs.
GRSDH-30D [▲]	4, 12	30" x 19½" x 25⅝"	120	28¾" x 16½"	1920	NEMA 5-20P	100 lbs.
GRSDH-36D	4, 14	36" x 19½" x 25⅝"	120/208-240	34¾" x 16½"	2340	NEMA L14-20P	120 lbs.
GRSDH-41D	6, 16	41" x 19½" x 25⅝"	120/208-240	39¾" x 16½"	2680	NEMA L14-20P	137 lbs.
GRSDH-52D	8, 20	52" x 19½" x 25⅝"	120/208-240	50¾" x 16½"	3520	NEMA L14-20P	172 lbs.
GRSDH-60D ^{▲▲}	10, 24	60" x 19½" x 25⅝"	120/208-240	58¾" x 16½"	4200	NEMA L14-20P	197 lbs.

SLANT MERCHANDISING WARMERS

Model	No. of Bulbs, Divider Rods	Dimensions (W x D x H) Height includes legs	Voltage	Usable Heated Shelf Space W x D	Watts	Plugs	Ship Weight
Single Shelf							
GRSDS-24	2, 5	24" x 24¼" x 18½"	120	22½" x 21"	695	NEMA 5-15P	80 lbs.
GRSDS-30	2, 6	30" x 24¼" x 18½"	120	28½" x 21"	790	NEMA 5-15P	80 lbs.
GRSDS-36	2, 7	36" x 24¼" x 21½"	120	34½" x 21"	935	NEMA 5-15P	92 lbs.
GRSDS-41	3, 8	41" x 24¼" x 21½"	120	39½" x 21"	1090	NEMA 5-15P	96 lbs.
GRSDS-52	4, 10	52" x 24¼" x 21½"	120	50½" x 21"	1400	NEMA 5-15P	110 lbs.
GRSDS-60 [▲]	5, 12	60" x 24¼" x 21½"	120	58½" x 21"	1715	NEMA 5-15P	167 lbs.
Dual Shelf							
GRSDS-24D	4, 10	24" x 24¼" x 32⅝"	120	22½" x 21"	1355	NEMA 5-15P	115 lbs.
GRSDS-30D [▲]	4, 12	30" x 24¼" x 32⅝"	120	28½" x 21"	1530	NEMA 5-15P	140 lbs.
GRSDS-36D	4, 14	36" x 24¼" x 32⅝"	120	34½" x 21"	1810	NEMA 5-20P	160 lbs.
GRSDS-41D	6, 16	41" x 24¼" x 32⅝"	120/208-240	39½" x 21"	2120	NEMA L14-20P	180 lbs.
GRSDS-52D	8, 20	52" x 24¼" x 32⅝"	120/208-240	50½" x 21"	2725	NEMA L14-20P	215 lbs.
GRSDS-60D	10, 24	60" x 24¼" x 32⅝"	120/208-240	58½" x 21"	3340	NEMA L14-20P	238 lbs.
Triple Shelf							
GRSDS-24T [§]	6, 15	23⅞" x 24¼" x 43⅞"	120	22½" x 21"	2015	NEMA 5-20P	164 lbs.
GRSDS-36T	6, 21	35⅞" x 24¼" x 43⅞"	120/208-240	34½" x 21"	2685	NEMA L14-20P	219 lbs.

[▲] Canadian Models use NEMA 5-20P.

[▲] For Canada only, external fuse box on top of unit, adds 3" to height.

[▲] Canadian Model uses NEMA L14-30P.

[§] Not available for Canada.

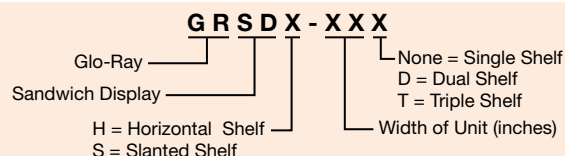
All Merchandising Warmer Models Feature:

Cord Location: Horizontal Models: Left rear corner toward server side.

Slant Models: Control side at right base corner.

OPTIONS AND ACCESSORIES – PAGE 5

ONE YEAR ON-SITE PARTS AND LABOR WARRANTY, PLUS ONE ADDITIONAL YEAR PARTS-ONLY WARRANTY ON ALL GLO-RAY METAL SHEATHED HEATING ELEMENTS.





Two **GRSDH-36D** with dual horizontal shelves

OPTIONS (available at time of purchase only)

ITC-S	Indicating Temperature Control (LED) Single Shelf
ITC-D	Indicating Temperature Control (LED) Dual Shelf
SSEND	Stainless Steel End Panels in lieu of Glass End Panels
5" Sneeze Guard (GRSDS one side, GRSDH two sides) –	
GRSD24BP	24" Wide Models
GRSD30BP	30" Wide Models
GRSD36BP	36" Wide Models
GRSD41BP	41" Wide Models
GRSD52BP	52" Wide Models
GRSD60BP	60" Wide Models
HAL	Halogen Bulb in lieu of standard Display Light (60 Watt)
GRSDFLIPLOCK1	Flip-Up Door Locking Plate for GRSDS, GRSDS-xxD and GRSDS-xxT 24" to 41"
GRSDFLIPLOCK2	Flip-Up Door Locking Plates for GRSDS and GRSDS-xxD 52" to 60"
Display Sign Holder (Signs not included) – Color matches unit color – Top or Intermediate Shelf (Slant or Horizontal Models) –	
GRSDS-24SIGN	24" Width (requires 22 $\frac{5}{8}$ "W x 3 $\frac{7}{8}$ "H x $\frac{1}{16}$ "D Sign)
GRSDS-30SIGN	30" Width (requires 28 $\frac{5}{8}$ "W x 3 $\frac{7}{8}$ "H x $\frac{1}{16}$ "D Sign)
GRSDS-36SIGN	36" Width (requires 34 $\frac{5}{8}$ "W x 3 $\frac{7}{8}$ "H x $\frac{1}{16}$ "D Sign)
GRSDS-41SIGN	41" Width (requires 39 $\frac{5}{8}$ "W x 3 $\frac{7}{8}$ "H x $\frac{1}{16}$ "D Sign)
GRSDS-52SIGN	52" Width (requires 50 $\frac{5}{8}$ "W x 3 $\frac{7}{8}$ "H x $\frac{1}{16}$ "D Sign)
GRSDS-60SIGN	60" Width (requires 58 $\frac{5}{8}$ "W x 3 $\frac{7}{8}$ "H x $\frac{1}{16}$ "D Sign)

ACCESSORIES (available for purchase at any time)

4"LEGS	4" Adjustable Legs (standard on units GRSDH-41 and larger, GRSDS-36 and larger, and all duals)
Plexi-Glass Flip-Up Doors on one side for GRSDS Models – Not compatible with optional Sneeze Guards or Display Sign Holders in same opening –	
SDS24FLIP	24" Wide Models
SDS30FLIP	30" Wide Models
SDS36FLIP	36" Wide Models
SDS41FLIP	41" Wide Models
SDS52FLIP	52" Wide Models – Split Doors
SDS60FLIP	60" Wide Models – Split Doors
Plexi-Glass Flip-Up Doors on one side for GRSDH Models – Not compatible with optional Sneeze Guards or Display Sign Holders in same opening –	
GRSDH24FLIP	24" Wide Models
GRSDH30FLIP	30" Wide Models
GRSDH36FLIP	36" Wide Models
GRSDH41FLIP	41" Wide Models
GRSDH52FLIP	52" Wide Models – Split Doors
GRSDH60FLIP	60" Wide Models – Split Doors
GRSDH-DIV	Additional Stainless Steel Divider Rods – Horizontal Model
GRSDS-DIV	Additional Stainless Steel Divider Rods – Slant Model

OPTIONS (available at time of purchase only)

Designer Colors – Non-standard colors are non-returnable – Glossy Gray Standard –

RED	Warm Red
BLACK	Black
GRAY	Gray Granite
WHITE	White Granite
NAVY	Navy Blue
GREEN	Hunter Green
COPPER	Antique Copper

COLORS AND FINISHES – PAGE 20





Glo-Ray® Designer Merchandising Warmers

Boost impulse sales by showcasing your hot foods in the Hatco Glo-Ray® Designer Merchandising Warmers. Designed specifically for displaying wrapped or boxed product, these warmers hold hot food safely at proper serving temperatures.

NOTE: Designer Series Width dimensions are 6¼" greater than the number listed in model.

- Constructed of aluminum and stainless steel with tempered glass side panels
- Pre-focused infrared top heat directs heat to the outer edges where heat loss is greatest
- Convenient for self-serve or quick-serve areas
- Available in single- or two-tier models
- Horizontal or slant shelves
- Thermostatically-controlled hardcoated heated base extends holding times

- Product divider rods sort food displays
- Shatter-resistant incandescent lights illuminate the holding areas and emphasize the product



GR2SDH-30 with optional Designer color inset panels and accessory flip-up plexi-glass door

DESIGNER HORIZONTAL DISPLAY WARMERS

Model*	No. of Bulbs, Divider Rods	Dimensions (W x D x H) Height includes legs	Voltage	Usable Heated Shelf Space W x D	Watts	Plugs	Ship Weight
Single Shelf							
GR2SDH-24	2, 5	30¼" x 27" x 18½"	120	23⅞" x 22"	820	NEMA 5-15P	87 lbs.
GR2SDH-30	2, 6	36¼" x 27" x 18½"	120	29⅞" x 22"	1020	NEMA 5-15P	120 lbs.
GR2SDH-36	2, 7	42¼" x 27" x 18½"	120	35⅞" x 22"	1220	NEMA 5-15P	129 lbs.
GR2SDH-42 [▲]	4, 8	48¼" x 27" x 18½"	120	41⅞" x 22"	1490	NEMA 5-15P	138 lbs.
GR2SDH-48 [▲]	4, 9	54¼" x 27" x 18½"	120	47⅞" x 22"	1690	NEMA 5-15P	160 lbs.
GR2SDH-54	4, 10	60¼" x 27" x 18½"	120	53⅞" x 22"	1890	NEMA 5-20P	172 lbs.
GR2SDH-60	6, 12	66¼" x 27" x 18½"	120	59⅞" x 22"	2210	NEMA 5-30P	200 lbs.
Dual Shelf							
GR2SDH-24D [▲]	4, 10	30¼" x 27" x 29"	120	23⅞" x 22"	1640	NEMA 5-15P	126 lbs.
GR2SDH-30D	4, 12	36¼" x 27" x 29"	120/208-240	29⅞" x 22"	2040	NEMA L14-20P	158 lbs.
GR2SDH-36D	4, 14	42¼" x 27" x 29"	120/208-240	35⅞" x 22"	2440	NEMA L14-20P	205 lbs.
GR2SDH-42D	8, 16	48¼" x 27" x 29"	120/208-240	41⅞" x 22"	2980	NEMA L14-20P	225 lbs.
GR2SDH-48D	8, 18	54¼" x 27" x 29"	120/208-240	47⅞" x 22"	3380	NEMA L14-20P	254 lbs.
GR2SDH-54D	8, 20	60¼" x 27" x 29"	120/208-240	53⅞" x 22"	3780	NEMA L14-20P	274 lbs.
GR2SDH-60D	12, 24	66¼" x 27" x 29"	120/208-240	59⅞" x 22"	4420	NEMA L14-30P	328 lbs.

DESIGNER SLANT DISPLAY WARMERS

Model*	No. of Bulbs, Divider Rods	Dimensions (W x D x H) Height includes legs	Voltage	Usable Heated Shelf Space W x D	Watts	Plugs	Ship Weight
Single Shelf							
GR2SDS-24	2, 5	30¼" x 26¾" x 22⅞"	120	23⅞" x 22"	820	NEMA 5-15P	102 lbs.
GR2SDS-30	2, 6	36¼" x 26¾" x 22⅞"	120	29⅞" x 22"	1020	NEMA 5-15P	110 lbs.
GR2SDS-36	2, 7	42¼" x 26¾" x 22⅞"	120	35⅞" x 22"	1220	NEMA 5-15P	136 lbs.
GR2SDS-42 [▲]	4, 8	48¼" x 26¾" x 22⅞"	120	41⅞" x 22"	1490	NEMA 5-15P	155 lbs.
GR2SDS-48 [▲]	4, 9	54¼" x 26¾" x 22⅞"	120	47⅞" x 22"	1690	NEMA 5-15P	164 lbs.
GR2SDS-54	4, 10	60¼" x 26¾" x 22⅞"	120	53⅞" x 22"	1890	NEMA 5-20P	182 lbs.
GR2SDS-60	6, 12	66¼" x 26¾" x 22⅞"	120	59⅞" x 22"	2210	NEMA 5-30P	202 lbs.
Dual Shelf							
GR2SDS-24D [▲]	4, 10	30¼" x 26¾" x 33⅞"	120	23⅞" x 22"	1640	NEMA 5-15P	160 lbs.
GR2SDS-30D	4, 12	36¼" x 26¾" x 33⅞"	120/208-240	29⅞" x 22"	2040	NEMA L14-20P	184 lbs.
GR2SDS-36D	4, 14	42¼" x 26¾" x 33⅞"	120/208-240	35⅞" x 22"	2440	NEMA L14-20P	200 lbs.
GR2SDS-42D	8, 16	48¼" x 26¾" x 33⅞"	120/208-240	41⅞" x 22"	2980	NEMA L14-20P	218 lbs.
GR2SDS-48D	8, 18	54¼" x 26¾" x 33⅞"	120/208-240	47⅞" x 22"	3380	NEMA L14-20P	255 lbs.
GR2SDS-54D	8, 20	60¼" x 26¾" x 33⅞"	120/208-240	53⅞" x 22"	3780	NEMA L14-20P	265 lbs.
GR2SDS-60D	12, 24	66¼" x 26¾" x 33⅞"	120/208-240	59⅞" x 22"	4420	NEMA L14-30P	296 lbs.

* When no color is specified, color inset panels and corner caps will be Black.

[▲] Canadian Models use NEMA 5-20P.

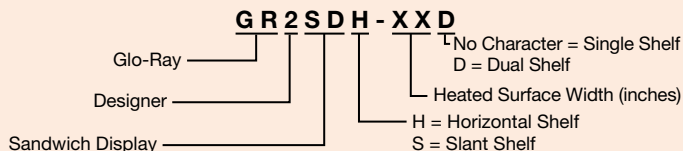
All Designer Display Warmer Models Feature:

Voltage: See chart above.

Cord Location: Back center of base on control side.

OPTIONS AND ACCESSORIES – PAGE 7

ONE YEAR ON-SITE PARTS AND LABOR WARRANTY, PLUS ONE ADDITIONAL YEAR PARTS-ONLY WARRANTY ON ALL GLO-RAY METAL SHEATHED HEATING ELEMENTS.





GR2SDS-24D with optional
Designer color inset panels

OPTIONS (available at time of purchase only)

Designer Corner Caps –

BLACK	Black Corner Caps
DKGRAY	Dark Gray Corner Caps

5" Sneeze Guard – Customer side only on Slant Models –

GR2SD24BP	30 1/4" Wide Models
GR2SD30BP	36 1/4" Wide Models
GR2SD36BP	42 1/4" Wide Models
GR2SD42BP	48 1/4" Wide Models
GR2SD48BP	54 1/4" Wide Models
GR2SD54BP	60 1/4" Wide Models
GR2SD60BP	66 1/4" Wide Models

Plexi-Glass Flip-Up Doors on control or customer side –

2SDS24FLIP	30 1/8" Wide Models
2SDS30FLIP	36 1/8" Wide Models
2SDS36FLIP	42 1/8" Wide Models
2SDS42FLIP	48 1/8" Wide Models
2SDS48FLIP	54 1/8" Wide Models – Split Doors
2SDS54FLIP	60 1/8" Wide Models – Split Doors
2SDS60FLIP	66 1/8" Wide Models – Split Doors

2SDHRTGLS Front Glass in lieu of Channel Dividers and Divider Rods (cannot have Sneeze Guards or Flip-Up Doors). GR2SDH Series only

HAL Halogen Bulb in lieu of standard Display Light (60 Watt)

SS-ITC Indicating Temperature Control (LED) Single Shelf (adds 1 1/8" to Horizontal Model depth and 1 3/4" to Slant Model depth)

DS-ITC Indicating Temperature Control (LED) Dual Shelf (adds 1 7/8" to Horizontal Model depth and 1 3/4" to Slant Model depth)

ACCESSORIES (available for purchase at any time)

2SD-DIV Additional Stainless Steel Divider Rods



SS-ITC Optional



DS-ITC Optional

OPTIONS (available at time of purchase only)

Designer Colors – Non-standard colors are non-returnable – Clear Anodized Aluminum Standard –

RED	Warm Red
BLACK	Black
GRAY	Gray Granite
WHITE	White Granite
NAVY	Navy Blue
GREEN	Hunter Green
COPPER	Antique Copper

Designer Inset Panel Colors – Non-standard colors are non-returnable – Black Standard –

RED	Warm Red
BLACK	Black
GRAY	Gray Granite
WHITE	White Granite
NAVY	Navy Blue
GREEN	Hunter Green
COPPER	Antique Copper

COLORS AND FINISHES – PAGE 20



Heated LED Merchandisers



The new Heated Merchandiser with LED lighting is sleekly designed to safely hold hot packaged food to attract your grab-and-go customers. Available in slant or horizontal shelves, the Heated LED Merchandising Warmers are offered in both single and dual shelf models.

- Choose from slant or horizontal, single or dual shelf models
- Infrared heat safely holds hot packaged product for hours
- High efficiency LED lighting creates better illumination of food product in the holding area
- Feature a thermostatically-controlled hardcoated heated base shelf
- Hinged glass side panels are held in place magnetically and swing out for easy cleaning
- An optional Indicating Temperature Control (ITC) enhances accurate control of temperature



HXMS-36D
in standard
Designer Black

HORIZONTAL HEATED LED MERCHANDISING WARMERS

Model	Divider Rods	Dimensions (W x D x H) <i>Height includes legs</i>	Usable Heated Shelf Space W x D	Voltage	Amps	Watts	Ship Weight*
Horizontal Single Shelf							
HXMH-24	5	28" x 28 $\frac{3}{8}$ " x 21 $\frac{1}{8}$ "	22 $\frac{3}{8}$ " x 21 $\frac{3}{4}$ "	120	5.8	700	112 lbs.
HXMH-30	6	34" x 28 $\frac{3}{8}$ " x 21 $\frac{1}{8}$ "	28 $\frac{3}{8}$ " x 21 $\frac{3}{4}$ "	120	7.5	900	133 lbs.
HXMH-36	7	40" x 28 $\frac{3}{8}$ " x 21 $\frac{1}{8}$ "	34 $\frac{3}{8}$ " x 21 $\frac{3}{4}$ "	120	9.2	1100	145 lbs.
HXMH-42	8	46" x 28 $\frac{3}{8}$ " x 21 $\frac{1}{8}$ "	40 $\frac{3}{8}$ " x 21 $\frac{3}{4}$ "	120	10.0	1200	161 lbs.
HXMH-48	9	52" x 28 $\frac{3}{8}$ " x 21 $\frac{1}{8}$ "	46 $\frac{3}{8}$ " x 21 $\frac{3}{4}$ "	120	12.1	1450	180 lbs.
HXMH-54	10	58" x 28 $\frac{3}{8}$ " x 21 $\frac{1}{8}$ "	52 $\frac{3}{8}$ " x 21 $\frac{3}{4}$ "	120	13.8	1650	205 lbs.
HXMH-60	12	64" x 28 $\frac{3}{8}$ " x 21 $\frac{1}{8}$ "	58 $\frac{3}{8}$ " x 21 $\frac{3}{4}$ "	120	15.4	1850	230 lbs.
Horizontal Dual Shelf							
HXMH-24D	10	28" x 28 $\frac{3}{8}$ " x 32 $\frac{1}{8}$ "	22 $\frac{3}{8}$ " x 21 $\frac{3}{4}$ "	120	13.3	1600	160 lbs.
HXMH-30D	12	34" x 28 $\frac{3}{8}$ " x 32 $\frac{1}{8}$ "	28 $\frac{3}{8}$ " x 21 $\frac{3}{4}$ "	120/208-240	8.3	2000	185 lbs.
HXMH-36D	14	40" x 28 $\frac{3}{8}$ " x 32 $\frac{1}{8}$ "	34 $\frac{3}{8}$ " x 21 $\frac{3}{4}$ "	120/208-240	10.4	2500	205 lbs.
HXMH-42D	16	46" x 28 $\frac{3}{8}$ " x 32 $\frac{1}{8}$ "	40 $\frac{3}{8}$ " x 21 $\frac{3}{4}$ "	120/208-240	11.7	2800	220 lbs.
HXMH-48D	18	52" x 28 $\frac{3}{8}$ " x 32 $\frac{1}{8}$ "	46 $\frac{3}{8}$ " x 21 $\frac{3}{4}$ "	120/208-240	13.8	3300	244 lbs.
HXMH-54D	20	58" x 28 $\frac{3}{8}$ " x 32 $\frac{1}{8}$ "	52 $\frac{3}{8}$ " x 21 $\frac{3}{4}$ "	120/208-240	15.4	3700	271 lbs.
HXMH-60D	24	64" x 28 $\frac{3}{8}$ " x 32 $\frac{1}{8}$ "	58 $\frac{3}{8}$ " x 21 $\frac{3}{4}$ "	120/208-240	17.9	4200	300 lbs.

SLANT HEATED LED MERCHANDISING WARMERS

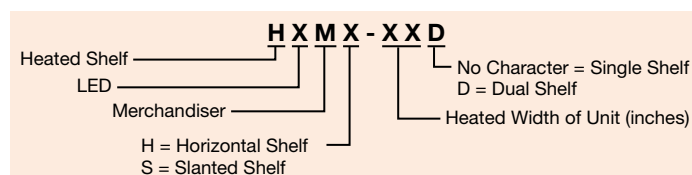
Model	Divider Rods	Dimensions (W x D x H) <i>Height includes legs</i>	Usable Heated Shelf Space W x D	Voltage	Amps	Watts	Ship Weight*
Slant Single Shelf							
HXMS-24	5	28" x 28 $\frac{3}{8}$ " x 21 $\frac{3}{4}$ "	22 $\frac{3}{8}$ " x 21 $\frac{3}{4}$ "	120	5.8	700	112 lbs.
HXMS-30	6	34" x 28 $\frac{3}{8}$ " x 21 $\frac{3}{4}$ "	28 $\frac{3}{8}$ " x 21 $\frac{3}{4}$ "	120	7.5	900	133 lbs.
HXMS-36	7	40" x 28 $\frac{3}{8}$ " x 21 $\frac{3}{4}$ "	34 $\frac{3}{8}$ " x 21 $\frac{3}{4}$ "	120	9.2	1100	145 lbs.
HXMS-42	8	46" x 28 $\frac{3}{8}$ " x 21 $\frac{3}{4}$ "	40 $\frac{3}{8}$ " x 21 $\frac{3}{4}$ "	120	10.0	1200	161 lbs.
HXMS-48	9	52" x 28 $\frac{3}{8}$ " x 21 $\frac{3}{4}$ "	46 $\frac{3}{8}$ " x 21 $\frac{3}{4}$ "	120	12.1	1450	180 lbs.
HXMS-54	10	58" x 28 $\frac{3}{8}$ " x 21 $\frac{3}{4}$ "	52 $\frac{3}{8}$ " x 21 $\frac{3}{4}$ "	120	13.8	1650	205 lbs.
HXMS-60	12	64" x 28 $\frac{3}{8}$ " x 21 $\frac{3}{4}$ "	58 $\frac{3}{8}$ " x 21 $\frac{3}{4}$ "	120	15.4	1850	230 lbs.
Slant Dual Shelf							
HXMS-24D	10	28" x 28 $\frac{3}{8}$ " x 32 $\frac{3}{4}$ "	22 $\frac{3}{8}$ " x 21 $\frac{3}{4}$ "	120	13.3	1600	160 lbs.
HXMS-30D	12	34" x 28 $\frac{3}{8}$ " x 32 $\frac{3}{4}$ "	28 $\frac{3}{8}$ " x 21 $\frac{3}{4}$ "	120/208-240	8.3	2000	185 lbs.
HXMS-36D	14	40" x 28 $\frac{3}{8}$ " x 32 $\frac{3}{4}$ "	34 $\frac{3}{8}$ " x 21 $\frac{3}{4}$ "	120/208-240	10.4	2500	205 lbs.
HXMS-42D	16	46" x 28 $\frac{3}{8}$ " x 32 $\frac{3}{4}$ "	40 $\frac{3}{8}$ " x 21 $\frac{3}{4}$ "	120/208-240	11.7	2800	220 lbs.
HXMS-48D	18	52" x 28 $\frac{3}{8}$ " x 32 $\frac{3}{4}$ "	46 $\frac{3}{8}$ " x 21 $\frac{3}{4}$ "	120/208-240	13.8	3300	244 lbs.
HXMS-54D	20	58" x 28 $\frac{3}{8}$ " x 32 $\frac{3}{4}$ "	52 $\frac{3}{8}$ " x 21 $\frac{3}{4}$ "	120/208-240	15.4	3700	271 lbs.
HXMS-60D	24	64" x 28 $\frac{3}{8}$ " x 32 $\frac{3}{4}$ "	58 $\frac{3}{8}$ " x 21 $\frac{3}{4}$ "	120/208-240	17.9	4200	300 lbs.

* Shipping weights are approximate.

All Heated LED Merchandising Warmer Models Feature:

Cord Location: Back center of base, on left side of control box.

OPTIONS AND ACCESSORIES – PAGE 10



ONE YEAR ON-SITE PARTS AND LABOR WARRANTY.

Heated Zone Merchandisers

The new energy-efficient Hatco Heated Zone Merchandiser safely holds hot packaged food in eye catching design to draw in your customers, while LED lighting showcases your food product. Hatco's new Spot On® technology will reduce your energy consumption while keeping your foods at the desired temperature.



- Spot-On® Technology turns overhead heat on only when product is present in that zone, while base heat goes from energy saving mode to the temperature you set
- Our fast action ribbon elements will be up to temperature in less than 10 seconds
- Choose from slant or horizontal shelves, single or dual shelf models, and in 2 to 12 zones depending on the model size
- LCD display scans and displays the various zone settings

Spot-ON®
Technology



HZMH-24 in standard Designer Black

HORIZONTAL HEATED ZONE MERCHANDISING WARMERS

Model	Zones per Shelf	Divider Rods	Dimensions (W x D x H) Height includes legs	Usable Heated Surface per Zone W x D	Voltage Single Phase	Watts	Ship Weight
Horizontal Single Shelf							
HZMH-24	2	3	28" x 28½" x 21⅞"	20" x 21¼"	120	750	120 lbs
HZMH-30	4	4	34" x 28½" x 21⅞"	12⅜" x 21¼"	120	1350	141 lbs
HZMH-36	4	4	40" x 28½" x 21⅞"	15⅝" x 21¼"	120	1400	159 lbs
HZMH-42	4	6	46" x 28½" x 21⅞"	18⅝" x 21¼"	120	1450	172 lbs
HZMH-48	4	6	52" x 28½" x 21⅞"	21⅝" x 21¼"	120	1500	187 lbs
HZMH-54	6	6	58" x 28½" x 21⅞"	15⅜" x 21¼"	120	2100	202 lbs
HZMH-60	6	9	64" x 28½" x 21⅞"	17⅜" x 21¼"	120	2150	216 lbs
Horizontal Dual Shelf							
HZMH-24D	2	6	28" x 28½" x 32⅞"	20" x 21¼"	120	1500	176 lbs
HZMH-30D	4	8	34" x 28½" x 32⅞"	12⅜" x 21¼"	120/208-240	2700	204 lbs
HZMH-36D	4	8	40" x 28½" x 32⅞"	15⅝" x 21¼"	120/208-240	2800	228 lbs
HZMH-42D	4	12	46" x 28½" x 32⅞"	18⅝" x 21¼"	120/208-240	2900	246 lbs
HZMH-48D	4	12	52" x 28½" x 32⅞"	21⅝" x 21¼"	120/208-240	3000	265 lbs
HZMH-54D	6	12	58" x 28½" x 32⅞"	15⅜" x 21¼"	120/208-240	4200	308 lbs
HZMH-60D	6	18	64" x 28½" x 32⅞"	17⅜" x 21¼"	120/208-240	4300	331 lbs

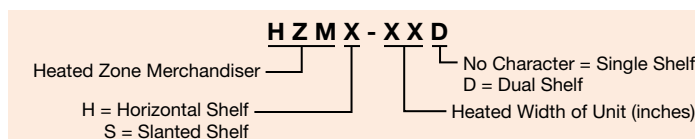
SLANT HEATED ZONE MERCHANDISING WARMERS

Model	Zones per Shelf	Divider Rods	Dimensions (W x D x H) Height includes legs	Usable Heated Surface per Zone W x D	Voltage Single Phase	Watts	Ship Weight
Slant Single Shelf							
HZMS-24	2	3	28" x 28½" x 21¼"	20" x 21¼"	120	750	120 lbs
HZMS-30	4	4	34" x 28½" x 21¼"	12⅝" x 21¼"	120	1350	145 lbs
HZMS-36	4	4	40" x 28½" x 21¼"	15⅝" x 21¼"	120	1400	159 lbs
HZMS-42	4	6	46" x 28½" x 21¼"	18⅝" x 21¼"	120	1450	172 lbs
HZMS-48	4	6	52" x 28½" x 21¼"	21⅝" x 21¼"	120	1500	187 lbs
HZMS-54	6	6	58" x 28½" x 21¼"	15⅜" x 21¼"	120	2100	202 lbs
HZMS-60	6	9	64" x 28½" x 21¼"	17⅜" x 21¼"	120	2150	216 lbs
Slant Dual Shelf							
HZMS-24D	2	6	28" x 28½" x 32¼"	20" x 21¼"	120	1500	176 lbs
HZMS-30D	4	8	34" x 28½" x 32¼"	12⅝" x 21¼"	120/208-240	2700	209 lbs
HZMS-36D	4	8	40" x 28½" x 32¼"	15⅝" x 21¼"	120/208-240	2800	223 lbs
HZMS-42D	4	12	46" x 28½" x 32¼"	18⅝" x 21¼"	120/208-240	2900	248 lbs
HZMS-48D	4	12	52" x 28½" x 32¼"	21⅝" x 21¼"	120/208-240	3000	263 lbs
HZMS-54D	6	12	58" x 28½" x 32¼"	15⅜" x 21¼"	120/208-240	4200	298 lbs
HZMS-60D	6	18	64" x 28½" x 32¼"	17⅜" x 21¼"	120/208-240	4300	332 lbs

All Heated Zone Merchandising Warmer Models Feature:

Cord Location: Back center of base, on left side of control box.

OPTIONS AND ACCESSORIES – PAGE 10



ONE YEAR ON-SITE PARTS AND LABOR WARRANTY.



HZMS-48D in standard *DesignerBlack* with optional LED accent lighting in support posts

OPTIONS *(available at time of purchase only)*

Designer Colors – Non-standard colors are non-returnable – Black Standard –

RED Warm Red

BLACK Black

GRAY Gray Granite

WHITE White Granite

NAVY Navy Blue

GREEN Hunter Green

COPPER Antique Copper

HZM-LP Red LED Accent Lighting in Support Post (HXM and HZM Models)

SS-ITC Indicating Temperature Control (LED) Single Shelf (for HXM Models only)

DS-ITC Indicating Temperature Control (LED) Dual Shelf (for HXM Models only)

Sneeze Guards – HXM and HZM Models – Not compatible with Flip-Up Doors in same opening –

HZM24BP 5" Sneeze Guard on customer side on -24 Models

HZM30BP 5" Sneeze Guard on customer side on -30 Models

HZM36BP 5" Sneeze Guard on customer side on -36 Models

HZM42BP 5" Sneeze Guard on customer side on -42 Models

HZM48BP 5" Sneeze Guard on customer side on -48 Models

HZM54BP 5" Sneeze Guard on customer side on -54 Models

HZM60BP 5" Sneeze Guard on customer side on -60 Models

Flip-Up Doors – HXM and HZM Models – Not compatible with Sneeze Guards in same opening, one side only –

HZM24FLIP Plexi-Glass Flip-up Doors on control or customer side on -24 Models

HZM30FLIP Plexi-Glass Flip-up Doors on control or customer side on -30 Models

HZM36FLIP Plexi-Glass Flip-up Doors on control or customer side on -36 Models

HZM42FLIP Plexi-Glass Flip-up Doors on control or customer side on -42 Models

HZM48FLIP Plexi-Glass Flip-up Doors on control or customer side on -48 Models

HZM54FLIP Plexi-Glass Flip-up Doors on control or customer side on -54 Models

HZM60FLIP Plexi-Glass Flip-up Doors on control or customer side on -60 Models

ACCESSORIES *(available for purchase at any time)*

HZM-DIV Additional Stainless Steel Divider Rods (HXM and HZM Models)

COLORS AND FINISHES – PAGE 20

Glo-Ray® Heated Glass Merchandisers

Hatco's patented heated glass shelves provide maximum product visibility while increasing product capacity. All models are available in *Designer* colors or stainless steel, with tempered glass end panels, a thermostatically-controlled heated base, product divider rods and 2½" legs.

- The heated glass shelves make these self-serve merchandisers uniquely visual
- Patented heated glass shelf provides an even heat source for top and bottom heat to safely hold product
- Thermostatically-controlled, hardcoated heated base
- Standard 2½" adjustable legs (adds 2⅜" to height of unit)
- Available in horizontal or slanted versions to meet your needs or style
- *Designer* color models, posts, base panels and sign holder for top and middle shelves optional, non-standard colors are non-returnable
- Flip-up doors and 4" legs available
- Fluorescent lights with clear plastic cover help showcase food product
- Modular design accommodates side-by-side expansion



GR3SDH-39
in optional
stainless steel finish



GR3SDS-39D
in optional
Designer Navy Blue

HORIZONTAL DISPLAY WARMERS WITH HEATED GLASS

Model	No. of Rods	Dimensions W x D x H*	Usable Heated Shelf Space W x D	Voltage	Watts	Plugs	Ship Weight
Single Shelf							
GR3SDH-27	10	27¼" x 27¼" x 13¾"	23¼" x 21¼"	120	997	NEMA 5-15P	108 lbs.
GR3SDH-33	12	33¼" x 27¼" x 13¾"	29¼" x 21¼"	120	1251	NEMA 5-15P	120 lbs.
GR3SDH-39▲	14	39¼" x 27¼" x 13¾"	35¼" x 21¼"	120	1505	NEMA 5-15P	133 lbs.
Dual Shelf							
GR3SDH-27D▲	15	27¼" x 27¼" x 23½"	23¼" x 21¼"	120	1769	NEMA 5-15P	147 lbs.
GR3SDH-33D	18	33¼" x 27¼" x 23½"	29¼" x 21¼"	120/208-240	2227	NEMA L14-20P	166 lbs.
GR3SDH-39D	21	39¼" x 27¼" x 23½"	35¼" x 21¼"	120/208-240	2685	NEMA L14-20P	194 lbs.

SLANT DISPLAY WARMERS WITH HEATED GLASS

Model	No. of Rods	Dimensions W x D x H*	Usable Heated Shelf Space W x D	Voltage	Watts	Plugs	Ship Weight
Single Shelf							
GR3SDS-27	10	27¼" x 26⅞" x 18⅞"	23¼" x 21¼"	120	997	NEMA 5-15P	115 lbs.
GR3SDS-33	12	33¼" x 26⅞" x 18⅞"	29¼" x 21¼"	120	1251	NEMA 5-15P	127 lbs.
GR3SDS-39▲	14	39¼" x 26⅞" x 18⅞"	35¼" x 21¼"	120	1505	NEMA 5-15P	156 lbs.
Dual Shelf							
GR3SDS-27D▲	15	27¼" x 26⅞" x 28⅞"	23¼" x 21¼"	120	1769	NEMA 5-15P	164 lbs.
GR3SDS-33D	18	33¼" x 26⅞" x 28⅞"	29¼" x 21¼"	120/208-240	2227	NEMA L14-20P	190 lbs.
GR3SDS-39D	21	39¼" x 26⅞" x 28⅞"	35¼" x 21¼"	120/208-240	2685	NEMA L14-20P	206 lbs.

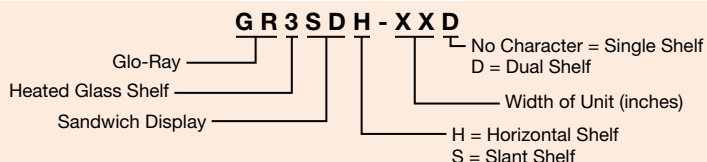
* Height does not include 2⅜" legs.

▲ Canadian Models use NEMA 5-20P.

All Display Warmer with Heated Glass Models Feature:

Cord Location: Right rear on server's side.

OPTIONS AND ACCESSORIES – PAGE 12



ONE YEAR ON-SITE PARTS AND LABOR WARRANTY.



GR3SDS-39D in optional
Designer Antique Copper

OPTIONS *(available at time of purchase only)*

Designer Colors – Non-standard colors are non-returnable –

RED	Warm Red
BLACK	Black
GRAY	Gray Granite
WHITE	White Granite
NAVY	Navy Blue
GREEN	Hunter Green
COPPER	Antique Copper
GR3-SS	Stainless Steel Body and Base (Unpainted posts)
GR3SD27BP	5" Sneeze Guard on customer side on 27 $\frac{1}{4}$ " Wide Models
GR3SD33BP	5" Sneeze Guard on customer side on 33 $\frac{1}{4}$ " Wide Models
GR3SD39BP	5" Sneeze Guard on customer side on 39 $\frac{1}{4}$ " Wide Models
3SD27FLIP	Plexi-Glass Flip-Up Doors on front or back on 27 $\frac{1}{4}$ " Wide Models
3SD33FLIP	Plexi-Glass Flip-Up Doors on front or back on 33 $\frac{1}{4}$ " Wide Models
3SD39FLIP	Plexi-Glass Flip-Up Doors on front or back on 39 $\frac{1}{4}$ " Wide Models
3SDEND	Plexi-Glass End Panels in lieu of Glass End Panels

Painted Shelf Sign Holder (Signs not included) – Color matches unit color – Top or Intermediate Shelf (Slant or Horizontal Models) –

3SD27SIGN	27" Width Model (requires 27"W x 2 $\frac{1}{16}$ "H x $\frac{1}{16}$ "D Sign)
3SD33SIGN	33" Width Model (requires 33"W x 2 $\frac{1}{16}$ "H x $\frac{1}{16}$ "D Sign)
3SD39SIGN	39" Width Model (requires 39"W x 2 $\frac{1}{16}$ "H x $\frac{1}{16}$ "D Sign)

ACCESSORIES *(available for purchase at any time)*

4"LEGS	4" Adjustable Legs
3SD-DIV	Additional Stainless Steel Divider Rods

COLORS AND FINISHES – PAGE 20

Glo-Ray® Curved Merchandising Warmers

Looking to add a touch of class to a new point-of-sale area or to change or upgrade an existing area? Hatco's Glo-Ray® Curved Merchandising Warmer offers a unique and attractive solution for impulse sales areas.

- Single shelf and dual shelf units come standard with mirrored glass back panel
- Individual thermostatically-controlled heated base with master rocker switch maintains safe serving temperatures
- Halogen lighting allows for optimal food product display



GRCMW-1 in *Designer Black* with food pans (not available)



GRCMW-1DH in *Designer Black* with food pans (not available)

CURVED MERCHANDISING WARMERS

Model	Dimensions W x D x H	Voltage Single Phase	Usable Heated Surface Space W x D		Watts	Plug	Ship Weight
Single Shelf			Top Shelf	Bottom Shelf			
GRCMW-1	22⅛" x 21½" x 19⅞"	120	—	20⅝" x 14"	670	NEMA 5-15P	56 lbs.
Dual Shelf							
GRCMW-1D^	26" x 20⅛" x 26⅞"	120	24½" x 14"	21½" x 14"	1540	NEMA 5-15P	92 lbs.
Dual Shelf with Humidity [★]							
GRCMW-1DH^	26" x 20⅛" x 26⅞"	120	24½" x 14"	21½" x 14"	1660	NEMA 5-15P	100 lbs.

▲ Canadian Models use NEMA 5-20P.

★ Humidity on bottom shelf only.

All Curved Merchandising Warmer Models Feature:

Water Reservoir Capacity (GRCMW-1DH Model only): 5 cups.

Cord Location: Control side at right base corner.

WATER QUALITY REQUIREMENTS - PAGE 19

OPTIONS (available at time of purchase only)

Designer Colors (unit's painted surface) – Non-standard colors are non-returnable – Black Standard –

RED	Warm Red
BLACK	Black
GRAY	Gray Granite
WHITE	White Granite
NAVY	Navy Blue
GREEN	Hunter Green
COPPER	Antique Copper

Simulated Stone Colors (unit's painted surface and Simulated Stone Decorative Trim Inserts) – Non-standard colors are non-returnable –

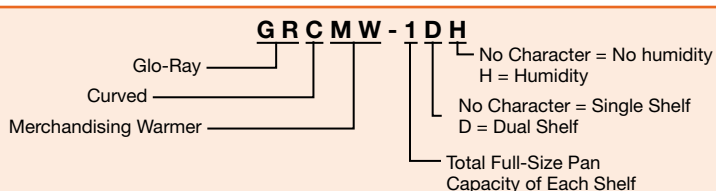
GGRAN	Gray Granite
BSAND	Bermuda Sand
NSKY	Night Sky

CMWDBACKFLIP Top and Bottom Shelf Flip-Up Doors on server's side in lieu of Mirrored Back Panel (GRCMW-1D, -1DH Models only)

CMWDTOPFLIP Top Shelf Flip-up Door on customer side in lieu of Sneeze Guard (GRCMW-1D, -1DH Models only)

FOOD PANS AND TRIVETS – PAGE 19

COLORS AND FINISHES – PAGE 20



ONE YEAR ON-SITE PARTS AND LABOR WARRANTY,
PLUS ONE ADDITIONAL YEAR PARTS-ONLY WARRANTY
ON ALL GLO-RAY METAL SHEATHED HEATING ELEMENTS.



Glo-Ray® Designer Heated Display Cases

Our *Designer* series Glo-Ray® Heated Display Case with curved glass and incandescent lighting will display your offering with flare and elegance. We combine our thermostatically-controlled heated base and infrared overhead heating to blanket your offering at the perfect temperature.

- The tempered curved glass design offers a great line of sight to draw in your customers
- Exclusive cool base construction
- Rollerless sliding doors
- Available with or without controlled humidity (bottom shelf only)
- Constructed of aluminum and stainless steel with tempered glass
- Curved glass front tilts forward for easy cleaning
- Pre-focused infrared top heat directs

heat to the outer edges where heat loss is greatest

- Shatter-resistant incandescent lights illuminate the food product



GRCD-2P with pan rail and optional *Designer* color, backlit sign holder (sign not included), and accessory food pans



GRCD-2PD with optional pan skirt, *Designer* color, flip-up doors, and accessory food pans



GRCDH-1P with pan skirt and optional *Designer* color and accessory food pans



Humidified reservoir is located in between pans



GRCDH-3PD shown in standard Stainless Steel, with accessory food pans

DESIGNER DISPLAY CASES

Model	No. of Bulbs	Dimensions (W x D x H) <i>Height includes legs</i>	Usable Heated Shelf Space W x D	Voltage Single Phase	Watts	Plugs	Ship Weight
Single Shelf							
GRCD-1P	2	20 ⁵ / ₈ " x 26" x 24"	18 ¹ / ₈ " x 21"	120	410	NEMA 5-15P	95 lbs.
GRCD-2P	3	32 ¹ / ₂ " x 26" x 24"	30" x 21"	120	780	NEMA 5-15P	120 lbs.
GRCD-3P	3	45 ¹ / ₂ " x 26" x 24"	43" x 21"	120	1005	NEMA 5-15P	152 lbs.
Dual Shelf							
GRCD-1PD	4	20 ⁵ / ₈ " x 26" x 31 ³ / ₄ "	18 ¹ / ₈ " x 21"	120	860	NEMA 5-15P	98 lbs.
GRCD-2PD	6	32 ¹ / ₂ " x 26" x 31 ³ / ₄ "	30" x 21"	120	1210	NEMA 5-15P	170 lbs.
GRCD-3PD[†]	6	45 ¹ / ₂ " x 26" x 31 ³ / ₄ "	43" x 21"	120	1710	NEMA 5-15P	218 lbs.
Single Shelf with Humidity*							
GRCDH-1P	2	20 ⁵ / ₈ " x 26" x 24"	18 ¹ / ₈ " x 21"	120	660	NEMA 5-15P	97 lbs.
GRCDH-2P	3	32 ¹ / ₂ " x 26" x 24"	30" x 21"	120	1030	NEMA 5-15P	124 lbs.
GRCDH-3P	3	45 ¹ / ₂ " x 26" x 24"	43" x 21"	120	1255	NEMA 5-15P	156 lbs.
Dual Shelf with Humidity*							
GRCDH-1PD	4	20 ⁵ / ₈ " x 26" x 31 ³ / ₄ "	18 ¹ / ₈ " x 21"	120	1110	NEMA 5-15P	100 lbs.
GRCDH-2PD[†]	6	32 ¹ / ₂ " x 26" x 31 ³ / ₄ "	30" x 21"	120	1460	NEMA 5-15P	174 lbs.
GRCDH-3PD[†]	6	45 ¹ / ₂ " x 26" x 31 ³ / ₄ "	43" x 21"	120	1960	NEMA 5-20P	222 lbs.

† Canadian Models use NEMA 5-20P.

* Humidity on bottom shelf only. Includes pan skirt on bottom shelf.

† Not available for Canada with Backlit Base Sign Holder, and Canadian Model uses NEMA 5-30P.

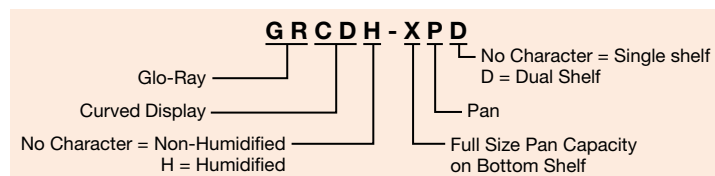
All Designer Display Case Models Feature:

Water Reservoir Capacity (Humidified Models only): 3 quarts.

Cord Location: Control side at right base corner.

OPTIONS AND ACCESSORIES – PAGE 15

WATER QUALITY REQUIREMENTS – PAGE 19



ALL GLO-RAY METAL SHEATHED HEATING ELEMENTS WARRANTED AGAINST BURNOUT AND BREAKAGE FOR TWO YEARS. ONE YEAR ON-SITE PARTS AND LABOR WARRANTY.



GRCD-2PD with optional self-closing flip-up doors and Designer color

OPTIONS (available at time of purchase only)

Backlit Base Sign Holder, 120V only (Sign not included) –

BCKLIT SIGN 2-PAN 2-Pan Models – 25 lbs. (requires 32 $\frac{1}{8}$ "W x 5"H x $\frac{1}{16}$ "D Translucent Sign)

BCKLIT SIGN 3-PAN 3-Pan Models – 28 lbs. (requires 45 $\frac{1}{8}$ "W x 5"H x $\frac{1}{16}$ "D Translucent Sign)

Self-Closing Flip-Up Doors on Both Shelves on customer side in lieu of Glass Front (adds $\frac{1}{2}$ " depth to unit) –

CD2PDFLIP 2-Pan Models

CD3PDFLIP 3-Pan Models

HAL Halogen Bulb in lieu of standard Display Light (60 Watt)

Pan Skirt on Bottom Shelf (accommodates 2 $\frac{1}{2}$ "D pans – standard on Humidified Models) –

SKIRT-1P 1-Pan Model in lieu of Pan Rail

SKIRT-2P 2-Pan Model in lieu of Pan Rail

SKIRT-3P 3-Pan Model in lieu of Pan Rail

UPPERSKIRT-2P Pan Skirt for Upper Shelf of 2-Pan Models

UPPERSKIRT-3P Pan Skirt for Upper Shelf of 3-Pan Models

Mirrored Glass Doors in lieu of Glass Doors (server side only) –

Single Shelf Models –

MIRROR -1P

MIRROR -2P

MIRROR -3P

Dual Shelf Models –

MIRROR -1PD

MIRROR -2PD

MIRROR -3PD

FOOD PANS AND TRIVETS – PAGE 19
COLORS AND FINISHES – PAGE 20

OPTIONS (available at time of purchase only)

Designer Colors – Non-standard colors are non-returnable – Stainless Steel Standard –

RED Warm Red

BLACK Black

GRAY Gray Granite

WHITE White Granite

NAVY Navy Blue

GREEN Hunter Green

COPPER Antique Copper

HEATED DISPLAY CASE MAXIMUM PAN CAPACITIES*

Model	Pan Capacity	Optional Pan Skirt Frames
GRCD-1P	1 Full Size Pan	one SKIRT-1P
GRCD-2P	2 Full Size Pans	one SKIRT-2P
GRCD-3P	3 Full Size Pans	one SKIRT-3P
GRCD-1PD	Top Shelf 1 Half-Size Pan or 1-14" Pizza Pan	none
	Bottom Shelf 1 Full Size Pan	one SKIRT-1P
GRCD-2PD	Top Shelf 1 Full Size Pan and 1 Third-Size Pan or 2-14" Pizza Pans	one UPPERSKIRT-2P
	Bottom Shelf 2 Full Size Pans	one SKIRT-2P
GRCD-3PD	Top Shelf 2 Full Size Pans or 3-14" Pizza Pans	one UPPERSKIRT-3P
	Bottom Shelf 3 Full Size Pans	one SKIRT-3P

* All pan capacities shown are for non-humidified models.

2 $\frac{1}{2}$ " deep pans recommended for bottom shelf of humidified models.



Flav-R-Savor® Convected Air, Curved Front Display Cases

This front-of-the-house curved glass merchandiser utilizes convected air technology for superior holding times. Maintaining peak serving temperatures for unwrapped foods makes this Hatco display case perfect for cafeteria and deli-style service.

- Perforated stainless steel shelf not only enhances air movement over food products, but looks great as well
- Focused lighting to enhance and merchandise your food products
- Easy to read, digitally controlled temperature and humidity (FSCDH-2PD model only) display for precise control
- Standard sign holder promotes your product offering (33¼"W x 6½"H) on bottom front of unit (sign not included). Recommended sign dimension: 33⅛"W x 6"H
- Rear French doors for easy access

- Hinged, tempered front glass panel tilts forward for easy cleaning.
- Optional glass shelf available
- Night Sky Simulated Stone panel on bottom shelf is standard, optional Gray Granite or Bermuda Sand. Non-standard colors are non-returnable
- Models with Simulated Stone are Swanstone®



FSCDH-2PD in standard *Designer Black*, sign holder (sign not included), 3-sided skirt, perforated shelf and Simulated Stone Night Sky base.

CONVECTED AIR, CURVED FRONT DISPLAY CASES

Model	Dimensions W x D x H	Voltage Single Phase	Watts	Plugs	Ship Weight
Non-Humidified					
FSCD-2PD	34⅞" x 307⅞" x 31½"	120	1800	NEMA 5-20P	205 lbs.
Humidified					
FSCDH-2PD	34⅞" x 317⅞" x 31½"	120/208-240	2805	NEMA L14-20P	190 lbs.

All Convected Air, Curved Front Display Case Models Feature:

Models Shipped with: Perforated upper shelf, heated stone base shelf, three-sided skirt and sign holder on bottom front (recommended sign dimensions 33⅛"W x 6"H).

Shelf Dimensions: Upper: 31¼"W x 16"D.

Lower: 32¼"W x 19¼"D.

Water Reservoir Capacity (Humidified Model only): 7 quarts.

Cord Location: Server's side, back center of base, on right of control box.

WATER QUALITY REQUIREMENTS - PAGE 19

OPTIONS (available at time of purchase only)

Designer Colors – Non-standard colors are non-returnable – Black Standard –

RED Warm Red

BLACK Black

GRAY Gray Granite

WHITE White Granite

NAVY Navy Blue

GREEN Hunter Green

COPPER Antique Copper

Simulated Stone Colors – Non-standard colors are non-returnable –

SS-GGRAN Gray Granite

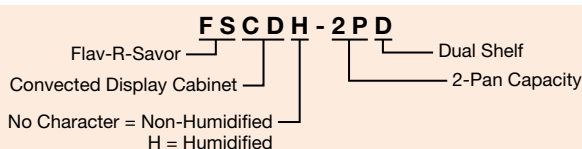
SS-BSAND Bermuda Sand

SS-NSKY Night Sky

FSCDH-PLUMB Valve Relocation (allows draining from back of unit instead of directly under unit – Humidified Model only)

FSCD-GLASS Glass Center Shelf in lieu of Perforated Metal Shelf

COLORS AND FINISHES – PAGE 20



ONE YEAR ON-SITE PARTS AND LABOR WARRANTY, PLUS ONE ADDITIONAL YEAR PARTS-ONLY WARRANTY ON ALL METAL SHEATHED AIR HEATING ELEMENTS.

Glo-Ray® Heated Display Cases

Designed for “show and sell” area in any foodservice operation, the Hatco Glo-Ray Heated Display is perfect for hot food merchandising. Top and bottom heat combine to keep all food at that “just-made” taste and temperature longer.

- Thermostatically-controlled heated base (100° - 200°F) to extend holding times
- Prefocused infrared top heat directs heat to the outer edges where heat loss is greatest
- Constructed of aluminum and stainless steel with tempered glass
- Shatter-resistant incandescent lights illuminate the food product
- Exclusive cool base construction minimizes heat transfer, keeping exterior base cool
- Single or Dual models, with or without humidity (bottom shelf only)
- Rollerless sliding doors



GRHD-4PD with optional mirrored glass doors and accessory food pans



GRHDH-2P with pan skirt and optional *Designer* color, double side opening, and accessory food pans

DISPLAY CASES

Model	No. of Bulbs	Dimensions (W x D x H) <i>Height includes legs</i>	Voltage	Watts	Plugs	Ship Weight
Single Shelf						
GRHD-2P	4	32½" x 26" x 25"	120	940	NEMA 5-15P	120 lbs.
GRHD-3P	5	45½" x 26" x 25"	120	1350	NEMA 5-15P	143 lbs.
GRHD-4P [▲]	6	58½" x 26" x 25"	120	1785	NEMA 5-15P	215 lbs.
Dual Shelf						
GRHD-2PD	6	32½" x 26" x 30"	120	1310	NEMA 5-15P	150 lbs.
GRHD-3PD [▲]	8	45½" x 26" x 30"	120	1755	NEMA 5-15P	188 lbs.
GRHD-4PD [†]	8	58½" x 26" x 30"	120	2480	NEMA 5-30P	230 lbs.
Single Shelf with Humidity*						
GRHDH-2P	4	32½" x 26" x 25"	120	1190	NEMA 5-15P	125 lbs.
GRHDH-3P [▲]	5	45½" x 26" x 25"	120	1600	NEMA 5-15P	162 lbs.
GRHDH-4P [†]	6	58½" x 26" x 25"	120	2285	NEMA 5-30P	215 lbs.
Dual Shelf with Humidity*						
GRHDH-2PD [▲]	6	32½" x 26" x 30"	120	1560	NEMA 5-15P	175 lbs.
GRHDH-3PD [*]	8	45½" x 26" x 30"	120	2005	NEMA 5-20P	207 lbs.
GRHDH-4PD ^{†*}	8	58½" x 26" x 30"	120	2980	NEMA 5-30P	240 lbs.

[†] Also available in 120/208V or 120/240V.

[▲] Canadian Models use NEMA 5-20P.

^{*} Humidity on bottom shelf only. Includes pan skirt on bottom shelf.

^{*} Canadian Model uses NEMA 5-30P.

[†] Not available in 120V for Canada.

All Display Case Models Feature:

Usable Heated Shelf Space: Width of unit minus 4½" x 21½"D.

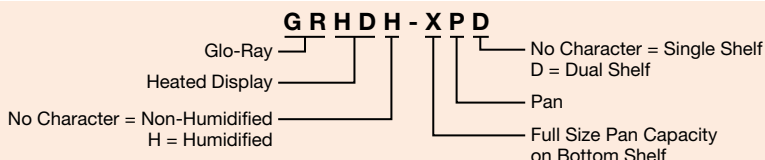
Water Reservoir Capacity (Humidified Models only): 2-Pan and 3-Pan: 3 quarts.
4-Pan: 6 quarts.

Doors: Separate rollerless sliding door per shelf.

Cord Location: Control side at right base corner.

OPTIONS AND ACCESSORIES – PAGE 18

WATER QUALITY REQUIREMENTS - PAGE 19



ONE YEAR ON-SITE PARTS AND LABOR WARRANTY, PLUS ONE ADDITIONAL YEAR PARTS-ONLY WARRANTY ON ALL GLO-RAY METAL SHEATHED HEATING ELEMENTS.



GRHD-4PD with optional pan skirts
Top shelf: one **UPPERSKIRT-4P**
Bottom shelf: one **SKIRT-4P**

OPTIONS (available at time of purchase only)

SKIRT-2P	Pan Skirt on Bottom Shelf (standard on Humidified Models). 2-Pan Model in lieu of Pan Rail
SKIRT-3P	Pan Skirt on Bottom Shelf (standard on Humidified Models). 3-Pan Model in lieu of Pan Rail (consists of one SKIRT-1P and one SKIRT-2P)
SKIRT-4P	Pan Skirt on Bottom Shelf (standard on Humidified Models). 4-Pan Model in lieu of Pan Rail (consists of two SKIRT-2P)
UPPERSKIRT-2P	Pan Skirt for Upper Shelf of 2-Pan Models in lieu of Pan Stop
UPPERSKIRT-3P	Pan Skirt for Upper Shelf of 3-Pan Models in lieu of Pan Stop
UPPERSKIRT-4P	Pan Skirt for Upper Shelf of 4-Pan Models in lieu of Pan Stop
HAL	Halogen Bulb in lieu of standard Display Light (60 Watt)
FLIP	Flip-Up Doors on control side in lieu of Glass Sliding Doors

Sliding Door in lieu of Fixed Glass Customer Panel –

SLIDE-2P	per opening
SLIDE-3P	per opening
SLIDE-4P	per opening

Flip-Up Door in lieu of Fixed Glass Customer Panel –

FLIP-2P	per opening
FLIP-3P	per opening
FLIP-4P	per opening

Mirror Glass Sliding Door in lieu of Rear Sliding Door –

MIRROR-2P	per opening
MIRROR-3P	per opening
MIRROR-4P	per opening

FOOD PANS AND TRIVETS – PAGE 19
COLORS AND FINISHES – PAGE 20

OPTIONS (available at time of purchase only)

Designer Colors – Non-standard colors are non-returnable – Stainless Steel Standard –

RED	Warm Red
BLACK	Black
GRAY	Gray Granite
WHITE	White Granite
NAVY	Navy Blue
GREEN	Hunter Green
COPPER	Antique Copper


HEATED DISPLAY CASE MAXIMUM PAN CAPACITIES*

Model	Pan Capacity	Optional Pan Skirt Frames
GRHD-2P	2 Full Size Pans	one SKIRT-2P
GRHD-3P	3 Full Size Pans	one SKIRT-3P
GRHD-4P	4 Full Size Pans	one SKIRT-4P
GRHD-2PD	Top Shelf 2 Half-Size Pans or 2-14" Pizza Pans	one UPPERSKIRT-2P
	Bottom Shelf 2 Full Size Pans	one SKIRT-2P
GRHD-3PD	Top Shelf 3 Half-Size Pans or 3-14" Pizza Pans	one UPPERSKIRT-3P
	Bottom Shelf 3 Full Size Pans	one SKIRT-3P
GRHD-4PD	Top Shelf 2 Full Size Pans or 4 Half-Size Pans or 4-14" Pizza Pans	one UPPERSKIRT-4P
	Bottom Shelf 4 Full Size Pans	one SKIRT-4P

* All pan capacities shown are for non-humidified models. 2½" deep pans recommended for bottom shelf of humidified models.



Food Pans And Trivets



FOOD PANS

Model	Description
ALUM PAN	Half-Size Sheet Pan – 18"W x 13"D
ST PAN 1/3	Third-Size Stainless Steel Pan – 12 $\frac{3}{4}$ "W x 6 $\frac{5}{8}$ "D x 2 $\frac{1}{2}$ "H
ST PAN 1/2	Half-Size Stainless Steel Pan – 12 $\frac{3}{4}$ "W x 10 $\frac{3}{8}$ "D x 2 $\frac{1}{2}$ "H
ST PAN 2	Full-Size Stainless Steel Pan – 12 $\frac{3}{4}$ "W x 20 $\frac{3}{4}$ "D x 2 $\frac{1}{2}$ "H
ST PAN 4	Full-Size Stainless Steel Pan – 12 $\frac{3}{4}$ "W x 20 $\frac{3}{4}$ "D x 4"H

TRIVETS

Model	Description
Wire Trivets Stainless –	
TRIVET (1/2)SS	Half-Size – 10 $\frac{1}{16}$ "W x 7 $\frac{7}{8}$ "D
TRIVET SS	Full Size – 10 $\frac{1}{8}$ "W x 18"D

Water Quality Requirements

Water supply in excess of 3.0 grains of hardness per gallon (GPG) must be treated and softened before being used. Water containing over 3.0 GPG will decrease the efficiency and reduce the operating life of the unit.

NOTE: Product failure caused by liming or sediment buildup is not covered under warranty.



HXMS-36D in standard *Designer*
Black with LED lighting

Paint Chip and Stone Sample Colors

DESIGNER COLORS



Warm Red



Black



Gray
Granite



White
Granite



Navy
Blue



Hunter
Green



Antique
Copper

GLOSS FINISH



Glossy
Gray


HEATED STONE COLORS*



Gray
Granite



Bermuda
Sand



Night Sky

**Colors are a representation and may not exactly match our colors.
Consult factory for possible color matching options on these colors.
Non-standard colors are non-returnable.**

To order a Hatco Paint Chip & Stone Sample Colors Sheet, visit www.hatcocorp.com / *Order Literature* / *Sales Literature* / *Sell Sheets*.

* Simulated Stone



Scan with web-enabled
mobile device to visit
www.hatcocorp.com



Hatco Corporation

P.O. Box 340500 | Milwaukee WI 53234-0500 USA
800-558-0607 | 414-671-6350 | Fax: 800-543-7521
www.hatcocorp.com | equipsales@hatcocorp.com