

DECK MOUNTED FAUCETS

All Faucets Meet Federal Lead Free Standards.

<p>Lavatory Faucet</p>  <p>K-22</p>	<p>Drinking Bubbler</p>  <p>K-47</p>	<p>Single Handle Faucet</p>  <p>K-48</p>	<p>8" Swing Spout</p>  <p>K-50</p>
<p>6" Swing Spout</p>  <p>K-51</p>	<p>3 1/2" Gooseneck</p>  <p>K-52</p>	<p>12" Swing Spout</p>  <p>K-53</p>	<p>Water Filler 8-1/4" High K-54 12" High K-54A</p> 
<p>8 1/2" Gooseneck Large Spout</p>  <p>K-55</p>	<p>Gooseneck with Wrist Handles Wrist Handles Only</p>  <p>K-56 K-316-LU</p>	<p>Swing Spout with Spray</p>  <p>K-58</p>	<p>Extra Heavy Duty Gooseneck</p>  <p>K-62</p>
<p>HEAVY DUTY Pre-Rinse Faucet (T&S)</p>  <p>K-115</p> <div style="border: 1px solid black; padding: 2px; width: fit-content;"> <p>K-114 Replacement Spray Head & Handle</p> </div>	<p>6" Extended Spout</p>  <p>K-124</p>	<p>Heavy Duty 5-1/2" Gooseneck</p>  <p>K-132</p>	<p>Heavy Duty 9" Swing Spout</p>  <p>K-133</p>
<p>6" Extended Spout with Wrist Handles</p>  <p>K-208</p>	<p>AC/DC powered Hands-Free Gooseneck AC & Battery Operated!</p>  <p>K-180</p>	<p>Replacement Control Module K-09</p>  <p>Infra-Red Sensor & Wire K-14</p> 	<p>Metered Faucet</p>  <p>K-190</p>

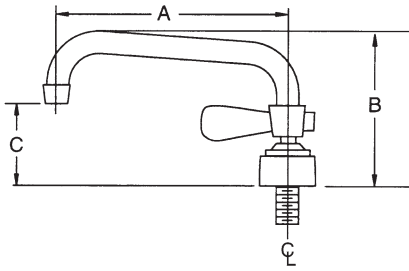
For Faucet Options & Accessories
visit our website at www.advancetabco.com

DIMENSIONS and SPECIFICATIONS

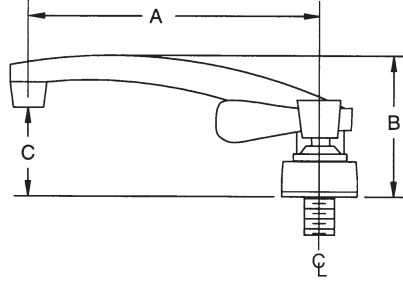
TOL ± .125"

ALL DIMENSIONS ARE TYPICAL

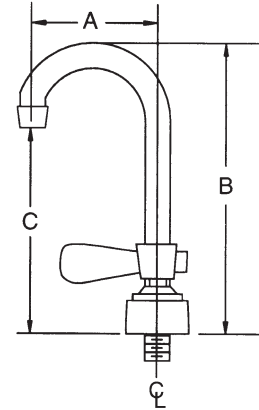
Swing Spout Faucet
4" O.C.



Swing Spout Faucet
8" O.C.



Gooseneck Faucet
4" O.C.



MODEL #	Description	A LENGTH	B HEIGHT	C DECK TO SPOUT	On Center Dimensions
K-00	Repair Kit For K-50, K-52 and K-59	N/A	N/A	N/A	N/A
K-22	Lavatory Faucet	3 1/2"	3"	2"	4" O.C.
K-47	Drinking Bubbler	4 1/16"	5 3/4"	3"	Single Hole
K-48	Single Handle Faucet	8 1/2"	15 3/4"	10"	Single Hole
K-50	8" Swing Spout Faucet	8"	4 3/4"	2"	4" O.C.
K-51	6" Swing Spout Faucet	6"	5 1/2"	3 1/2"	4" O.C.
K-52	3 1/2" Gooseneck Faucet	3 1/2"	8"	5"	4" O.C.
K-53	12" Swing Spout Faucet	12"	5 1/2"	3 1/2"	4" O.C.
K-54	Water Filler Faucet	2 1/2"	9 1/2"	8 1/4"	Single Hole
K-54A	Water Filler Faucet	2 1/2"	9 1/2"	12"	Single Hole
K-55	8 1/2" Gooseneck Faucet	8 1/2"	14 1/4"	8 1/2"	4" O.C.
K-56	Gooseneck Faucet with Wrist Handles	3 1/2"	8"	5"	4" O.C.
K-58	Swing Spout Faucet with Spray (Requires 4 holes)	8"	3 1/2"	2 3/16"	8" O.C.
K-62	Extra Heavy Duty Gooseneck Faucet	3 1/2"	11 7/8"	9 1/4"	4" O.C.
K-115	Heavy Duty Pre-Rinse (T&S) Faucet	15"	40"	9"	Single Hole
K-124	6" Extended Spout Faucet	6"	6"	3 1/4"	4" O.C.
K-132	Heavy Duty 5-1/2" Gooseneck Faucet	5 1/2"	10 11/16"	5 5/8"	8" O.C.
K-133	Heavy Duty 9" Swing Spout Faucet	9"	8 13/16"	6 1/4"	8" O.C.
K-170	Eye Wash Attachment (See Above Detail)	N/A	N/A	N/A	N/A
K-180	Hands Free AC/DC Operated Faucet 6' Cord. INPUT: 100-240VAC 47-6Hz. < 1 Amp Draw. UL LISTED	4 3/8"	10 1/4"	6 3/4"	Single Hole
K-190	Metered Faucet	2 3/4"	5 1/2"	2"	Single Hole
K-208	6" Extended Spout Faucet With Wrist Handles	6"	6"	3 1/4"	4" O.C.
K-400	Hands Free Wand	N/A	N/A	N/A	N/A

N/A = Not Applicable To Faucet

**All Faucets That Meet 2014 Federal Lead Free Standards
(*Excludes K-240 Service Faucets)**

**ALL FAUCET AERATORS
CONFORM TO
ASTM.A112.18.1M
1.0 GPM/3.78 LPM**

**(NOTE: K-1, K-11 & K-101 Faucets
are 1.5 GPM/5.67 LPM)**

THREAD: 55/64 - 27 FEMALE

**K-240 SERVICE FAUCET
9.6 GPM/36.3 LPM
3/4" HOSE END SPOUT**

