



**EcoTrac<sup>®</sup>**  
**Beverage System**

**rtc**



# KEEP YOUR PRODUCT WITHIN REACH AND ALWAYS AVAILABLE FOR SALE.

EcoTrac® drives greater impulse purchases through best-in-class presentation of your single-serve beverages in the cold vault, cooler (front-loading & open air) and on ambient gondola shelving.

Available in gravity feed or spring feed versions up to 45" deep. Our innovative two-piece design, featuring an unbreakable clear front retainer and an eco-friendly reprocessed tray, make EcoTrac the longest-lasting, best-performing and most sustainable beverage merchandising system on the market.





favorite

drink

favorite

drink

favorite

drink

favorite

drink

10-17



# EcoTrac® Beverage System

Energize sales of beverages  
across a wide range of categories:

## ENVIRONMENTS

OPEN AIR COOLERS

FREESTANDING COOLERS

COLD VAULTS

AMBIENT GONDOLA SHELVING

WAREHOUSE SHELVING

TOP SHELF

## BEVERAGES

CARBONATED SOFT DRINKS

SPORTS DRINKS

DAIRY & JUICE

SINGLE-SERVE BEER

COFFEE & WATER

Learn more about EcoTrac at:  
[ECOTRACGLIDES.COM](http://ECOTRACGLIDES.COM)



**Presentation is everything.** EcoTrac's crystal clear front retainer provides shoppers with a best-in-class view of your beverage products.



### **ENERGIZE BEVERAGE SALES**

Bottles and cans are continually front-faced, eliminating product stuck at the back of the shelf and out of reach of the shopper—product is always available for sale.



### **SAVE MONEY**

With EcoTrac, no store labor is needed to front-face product. Stock rotation time is reduced and you'll never lose facings due to broken straps. Additionally, you won't need to deploy labor every 1-2 years to replace broken glides.



### **4 YEAR WARRANTY**

- EcoTrac has a 4 year warranty. The clear fronts are unbreakable and the springs continually push product forward. If not, we'll replace them.\*
- EcoTrac's 4 year shelf life, versus 1-2 years for traditional glides, means less waste in landfills and a reduction in your carbon footprint.

\* RTC warrants that EcoTrac clear front retainers will not break and the spring-feed paddle will push standard beverage products to the front of the glide under normal use.



# ECOTRAC PAYS FOR ITSELF IN AS LITTLE AS 1 MONTH.\*



**30**

lanes of EcoTrac added  
(8ft shelf of 20 oz. bottles)



**4**

additional bottles sold per day  
with the product always front-faced  
and available for sale (1 additional  
bottle per day in 13% of the lanes)



**5**

cases average incremental sales  
per month (4 bottles x 30 days)  
EcoTrac investment pays for  
itself in one month.

\*ROI example analysis only. ROI time frames will vary by category and retailer.

## SPRING GLIDE

Works best with  
front-loading shelves

Spring glides perform superbly on flat and angled shelves. The spring-feed paddles consistently front-face product, even if the glides get dirty. The paddles are capable of pushing everything from 8 oz cans to 2 liter bottles.



## GRAVITY GLIDE

Works best with  
rear-loading shelves

Gravity glides are designed for angled shelves. They don't have a paddle and use gravity to front-face product. EcoTrac's unbreakable clear fronts ensure lanes are functional and no facings are lost to broken straps.



Learn more about EcoTrac at:  
[ECOTRACGLIDES.COM](http://ECOTRACGLIDES.COM)



# EcoTrac<sup>®</sup> Beverage System

Communicate with your shoppers at the shelf front with a range of marketing tools



## EMBOSSSED CLEAR STRAP FRONT

Custom embossed clear strap front enhances your brand and enforces brand space. (Minimum quantity required)

## PRICE CHANNEL EXTRUSION

Integrates into the base of EcoTrac. Available in 3" & 27" lengths.

Learn more about EcoTrac at:  
[ECOTRACGLIDES.COM](http://ECOTRACGLIDES.COM)





### CLEAR SOLID FRONT GRAPHIC

Custom printed inserts for built-in graphic areas that combine marketing and promotions.



### CLEAR STRAP FRONT BRAND BAND

Custom printed inserts, for the base of the front band, that enhance branding and planogram compliance.

### SPRING PADDLE GRAPHICS

Brand graphic/inventory labels slide into spring-feed paddle, enforcing brand space & planogram compliance.

### CLEAR STRAP FRONT PRICE TAG

Provides location for promotional pricing designed to easily clip over the clear strap front.

# EcoTrac® How to Spec

## Clear Fronts

EcoTrac comes with a Clear Strap Front or a Clear Solid Front depending on the beverage product size. Both offer your shopper a best-in-class view of the product. (See charts on the following pages to learn the clear front style for each EcoTrac size.)

### CLEAR STRAP FRONT




### CLEAR SOLID FRONT




## Depth Adjustment

EcoTrac has preset break off points to allow adjustability to different shelf depths from 14"-45" deep. (See charts on the following pages for EcoTrac depth availability.)



## Width Adjustment

EcoTrac is configured from both single and multi-lane trays. They are produced and sold in these configurations to provide planogram flexibility while maximizing the number of facings per shelf. Single or multi-lane trays, in any size, can be easily attached and detached to one another to accommodate any desired shelf width or planogram. (See charts on the following pages for glide configurations by size.)



**Learn more about EcoTrac at:  
ECOTRACGLIDES.COM**



**ECOTRAC MINIMIZES  
VISUAL OUT-OF-STOCKS  
FOR OPTIMAL PRESENTATION**



# EcoTrac® How to Order



## STEP 1

Determine what size and model of EcoTrac is right for your bottles or cans.



## STEP 2

Determine how many lanes you will need.



## STEP 3

Determine the number of trays required.

	Typical product usage	Lane capacity per shelf width	Lane configuration	Tray depth	Trays per carton	Cartons per pallet
<b>8.4 oz EcoTrac*</b> Clear Solid Front	8.4 oz Cans	36" Shelf=15 Lanes 48" Shelf=20 Lanes	Sold 12 Lanes Per Tray	<b>28" Depth</b> Adjusts to 14.7"-28"	6 Trays Per Carton (72 Lanes)	15 EcoTrac Gravity Cartons Per Pallet
	Max Product Width: 2.18"	Cold Vault=12 Lanes	3+3+3+1+1+1 Configuration	Holds 12 Cans Deep at 28"		9 EcoTrac Spring Cartons Per Pallet

	Typical product usage	Lane capacity per shelf width	Lane configuration	Tray depth	Trays per carton	Cartons per pallet
<b>8.4/12 oz Sleek Multipack EcoTrac*</b> Clear Solid Front	8.4 & 12 oz Box Multipack Cans	36" Shelf=7 Lanes 48" Shelf=9 Lanes	Sold 5 Lanes Per Tray	<b>28" Depth</b> Adjusts to 17"-28"	1 Tray Per Carton (5 Lanes)	17 EcoTrac Gravity Cartons Per Pallet
	Max Product Width: 4.77"	Cold Vault=5 Lanes	1+1+1+1+1 Configuration	Holds 6 Multipacks Deep at 28"		17 EcoTrac Spring Cartons Per Pallet

	Typical product usage	Lane capacity per shelf width	Lane configuration	Tray depth	Trays per carton	Cartons per pallet
<b>12 oz Sleek EcoTrac*</b> Clear Solid Front	8.5 oz Coca-Cola Contour Cans	36" Shelf=14 Lanes 48" Shelf=19 Lanes	Sold 11 Lanes Per Tray	<b>28" Depth</b> Adjusts to 14.4"-28"	6 Trays Per Carton (66 Lanes)	15 EcoTrac Gravity Cartons Per Pallet
	12 oz Energy Cans	Cold Vault=11 Lanes	3+3+3+1+1 Configuration	Holds 11 Cans Deep at 28"		9 EcoTrac Spring Cartons Per Pallet

\* Attachment Accessories Required.





#### STEP 4

Determine what depth of tray you will need to fit your shelving.



#### STEP 5

EcoTrac is sold by the carton. Determine the total number of cartons required.



#### STEP 6

Save on freight costs by ordering in full pallets.

	Typical product usage	Lane capacity per shelf width	Lane configuration	Tray depth	Trays per carton	Cartons per pallet
<b>10/12 oz EcoTrac*</b> Clear Strap Front	12 & 16 oz Bottles	36" Shelf=13 Lanes	Sold 10 Lanes Per Tray	<b>28" Depth</b> Adjusts to 15.3"-28" Holds 10 Bottles Deep at 28"	6 Trays Per Carton (60 Lanes)	12 EcoTrac Gravity Cartons Per Pallet
	12 & 16 oz Cans	48" Shelf=17 Lanes	5+1+1+3 Configuration	<b>36" Depth</b> Holds 13 Bottles Deep at 36"	4 Trays Per Carton (40 Lanes)	9 EcoTrac Spring Cartons Per Pallet
	Max Product Width: 2.64"	Cold Vault=10 Lanes				10 EcoTrac Gravity Cartons Per Pallet
						10 EcoTrac Spring Cartons Per Pallet

	Typical product usage	Lane capacity per shelf width	Lane configuration	Tray depth	Trays per carton	Cartons per pallet
<b>16/20 oz EcoTrac*</b> Clear Strap Front	20-25 oz Bottles	36" Shelf=11 Lanes	Sold 9 Lanes Per Tray	<b>28" Depth</b> Adjusts to 13.6"-28" Holds 9 Bottles Deep at 28"	6 Trays Per Carton (54 Lanes)	12 EcoTrac Gravity Cartons Per Pallet
	20 & 24 oz Cans	48" Shelf=15 Lanes	5+2+1+1 Configuration	<b>36" Depth</b> Holds 12 Bottles Deep at 36"	4 Trays Per Carton (36 Lanes)	9 EcoTrac Spring Cartons Per Pallet
	Max Product Width: 2.95"	Cold Vault=9 Lanes				10 EcoTrac Gravity Cartons Per Pallet
						10 EcoTrac Spring Cartons Per Pallet

	Typical product usage	Lane capacity per shelf width	Lane configuration	Tray depth	Trays per carton	Cartons per pallet
<b>1 Liter Narrow EcoTrac*</b> Clear Strap Front	1 Liter Pepsi Brands	36" Shelf=10 Lanes	Sold 8 Lanes Per Tray	<b>28" Depth</b> Adjusts to 15.31"-28" Holds 8 Bottles Deep at 28"	6 Trays Per Carton (48 Lanes)	12 EcoTrac Gravity Cartons Per Pallet
	1 Liter Bottles	48" Shelf=13 Lanes	4+2+1+1 Configuration	<b>36" Depth</b> Holds 10 Bottles Deep at 36"	4 Trays Per Carton (32 Lanes)	9 EcoTrac Spring Cartons Per Pallet
	Many 40 oz Alcohol Products	Cold Vault=8 Lanes				10 EcoTrac Gravity Cartons Per Pallet
	Max Product Width: 3.35"					10 EcoTrac Spring Cartons Per Pallet

\* Attachment Accessories Required.



	Typical product usage	Lane capacity per shelf width	Lane configuration	Tray depth	Trays per carton	Cartons per pallet
<b>1 Liter Wide EcoTrac*</b> Clear Strap Front	1 & 1.25 Liter Coca-Cola Brands	36" Shelf=10 Lanes 48" Shelf=13 Lanes	Sold 7 Lanes Per Tray	<b>28" Depth</b> Adjusts to 15.78"-28"	6 Trays Per Carton (42 Lanes)	12 EcoTrac Gravity Cartons Per Pallet
	1 Liter Bottles			Holds 7 Bottles Deep at 28"		9 EcoTrac Spring Cartons Per Pallet
	32 oz Alcohol Bottles	Cold Vault=7 Lanes	4+1+1+1 Configuration	<b>36" Depth</b>	4 Trays Per Carton (28 Lanes)	10 EcoTrac Gravity Cartons Per Pallet
	28 oz Gatorade 32 oz Powerade			Holds 9 Bottles Deep at 36"		10 EcoTrac Spring Cartons Per Pallet
Max Product Width: 3.64"						

	Typical product usage	Lane capacity per shelf width	Lane configuration	Tray depth†	Trays per carton	Cartons per pallet
<b>32 oz EcoTrac*</b> Clear Solid Front	32 oz Bottles	36" Shelf=9 Lanes 48" Shelf=12 Lanes	Sold 7 Lanes Per Tray	<b>28" Depth</b> Adjusts to 17.12"-28"	6 Trays Per Carton (42 Lanes)	12 EcoTrac Gravity Cartons Per Pallet
	Some Wider 40 oz Alcohol Bottles			Holds 7 Bottles Deep at 28"		9 EcoTrac Spring Cartons Per Pallet
	Max Product Width: 3.81"	Cold Vault=7 Lanes	4+2+1 Configuration	<b>36" Depth</b>	3 Trays Per Carton (21 Lanes)	10 EcoTrac Gravity Cartons Per Pallet 10 EcoTrac Spring Cartons Per Pallet

	Typical product usage	Lane capacity per shelf width	Lane configuration	Tray depth†	Trays per carton	Cartons per pallet
<b>2 Liter EcoTrac*</b> Clear Solid Front	2 Liter Bottles	36" Shelf=7 Lanes 48" Shelf=10 Lanes	Sold 5 Lanes Per Tray	<b>28" Depth</b> Adjusts to 19.67"-28"	6 Trays Per Carton (30 Lanes)	9 EcoTrac Gravity Cartons Per Pallet
	Max Product Width: 4.42"		Sold 5 Lane Unit (for ambient shelving) or 1+1+1+1+1 Configuration (for cold vaults)	Holds 6 Bottles Deep at 28"		9 EcoTrac Spring Cartons Per Pallet
				<b>36" Depth</b>	3 Trays Per Carton (15 Lanes)	10 EcoTrac Gravity Cartons Per Pallet 10 EcoTrac Spring Cartons Per Pallet

† Available in 45" Gravity. \* Attachment Accessories Required.



# EcoTrac<sup>®</sup> Accessories

Connect EcoTrac to a wide variety of shelves.




## GONDOLA SHELF FRONT RETAINER

Secures all tray sizes, excluding the 2 Liter, to a standard gondola shelf.




## 2 LITER GONDOLA SHELF FRONT RETAINER

Secures 2 Liter tray to a standard gondola shelf.



## WAREHOUSE SHELF FRONT RETAINER

Secures all tray sizes, excluding the 2 Liter, to a warehouse shelf.



## 2 LITER WAREHOUSE SHELF FRONT RETAINER

Secures 2 Liter tray to a warehouse shelf.



## PADDLE RETRACTOR

Used to pull the paddle to the back of the tray when restocking product in rear-loading cooler.



## BACK STOP

Used when an EcoTrac Spring-Feed glide is shortened.

**Easy to install and  
secures to most shelves  
without tools.**



**RTC OFFERS A POWERFUL LINE OF PROVEN STORE READY SOLUTIONS THAT REDUCE LABOR COSTS AND DRIVE UP PROFITS.**

**Our products include solutions for:**

- Beverage Merchandising
- Shelf Management
- Theft Deterrence
- Retail Technology
- Retail Lighting

**STOREREADYSOLUTIONS.COM**