



Delray & Largo Barstool Assembly

(Delray shown below)


Step 1.
Carefully lay barstool on its front edge on cardboard or other soft surface that will not scratch the barstool.




Step 2.
Locate the T-Bar & hardware. The hardware consists of 4 screws & one hex wrench and is taped to the T-Bar.



Step 3.
Attach the wide part of the T-Bar to the back legs (do not tighten with wrench yet)
Fig. 3



Step 4.
Attach the narrow part of the T-Bar to the front legs (do not tighten with wrench yet)
Fig. 4



Step 5.
Using the hex wrench tighten up the screws connecting the T-Bar to the back legs. (Do not over tighten)

Step 6.
Using the hex wrench tighten up the screws connecting the T-Bar to the front legs. (Do not over tighten)