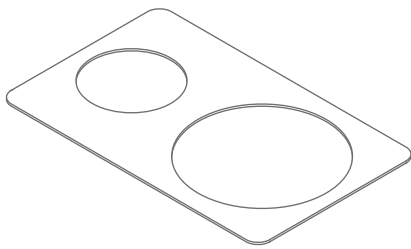


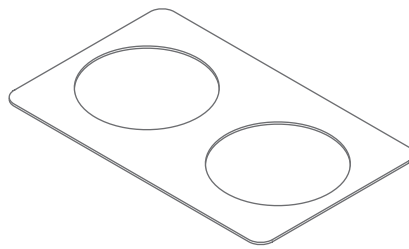


ADAPTER PLATES

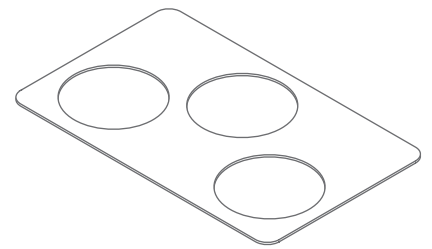
- Designed to securely fit in standard hot & cold wells, warmers, steam tables and chafers
- Ensures easy serving of sides, sauces, and desserts at buffets and catered events
- Made of durable stainless steel to promote longevity
- Allows for round inserts to fit in a square steam table pan opening
- Multiple size holes make it versatile for different insert sizes




Item #423CAP2H8



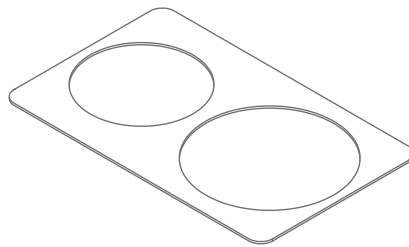
Item #423CAP2H810



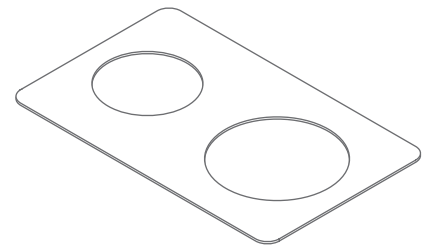
Item #423CAP3H6



Item #423CAP2H610



Item #423CAP2H68



Item #423CAP6H4

Item Number	423CAP2H8	423CAP2H810	423CAP3H6	423CAP2H610	423CAP2H68	423CAP6H4
Size	Full-Size	Full-Size	Full-Size	Full-Size	Full-Size	Full-Size
Hole sizes (Diameter) & compatible inset sizes	<ul style="list-style-type: none"> • (1) 6 3/8" hole holds 4 qt. round inset • (1) 10 3/8" hole holds 11 qt. round inset 	<ul style="list-style-type: none"> • (2) 8 3/8" holes hold 7 qt. round insets 	<ul style="list-style-type: none"> • (3) 6 3/8" holes hold 4 qt. round insets 	<ul style="list-style-type: none"> • (6) 4 3/4" holes hold 2.5 qt. round insets 	<ul style="list-style-type: none"> • (1) 8 3/8" hole holds 7 qt. round inset • (1) 10 3/8" hole holds 11 qt. round inset 	<ul style="list-style-type: none"> • (1) 6 3/8" hole holds 4 qt. round inset • (1) 8 3/8" hole holds 7 qt. round inset
Total Length	21"	21"	21"	21"	21"	21"
Total Width	13"	13"	13"	13"	13"	13"
Number of Compartments	2	2	3	6	2	2
Fit	Each fits over a 12" x 20" opening					