





GROWLER FILLER / LONG DRAW INSTALLATION

# QUICK START CONNECTION GUIDE



GF-14515-G2



Walk-In Cooler



## SAFETY FIRST!

**READ INSTRUCTIONS  
COMPLETELY**

Before getting started  
please read this user  
manual and at all times  
follow the important  
safety instructions.

# TABLE OF CONTENTS

1 GROWLER FILLER INSTALL KIT PARTS LIST	
1.1 PARTS AND TOOLS REQUIRED.....	3
2. SCHEMATIC AND CONNECTION ILLUSTRATION .....	4-5
3. MOUNTING INSTRUCTIONS.....	6
3.1 MOUNTING GROWLER FILLER.....	6
4. CONNECTIONS .....	6-7
4.1 HOSE CONNECTIONS.....	6
4.2 INLINE WATER PRESSURE REGULATOR.....	6
4.3 ELECTRICAL CONNECTION.....	7
4.4 DRAIN LINES.....	7
4.5 GLYCOL CONNECTION .....	7
5. PRESSURE SETTINGS .....	7
5.1 GAS PRESSURE SETTINGS.....	7
6. OPERATION.....	7
6.1 OPERATION .....	7
7. WARRANTY .....	8

# 1 TOOLS REQUIRED

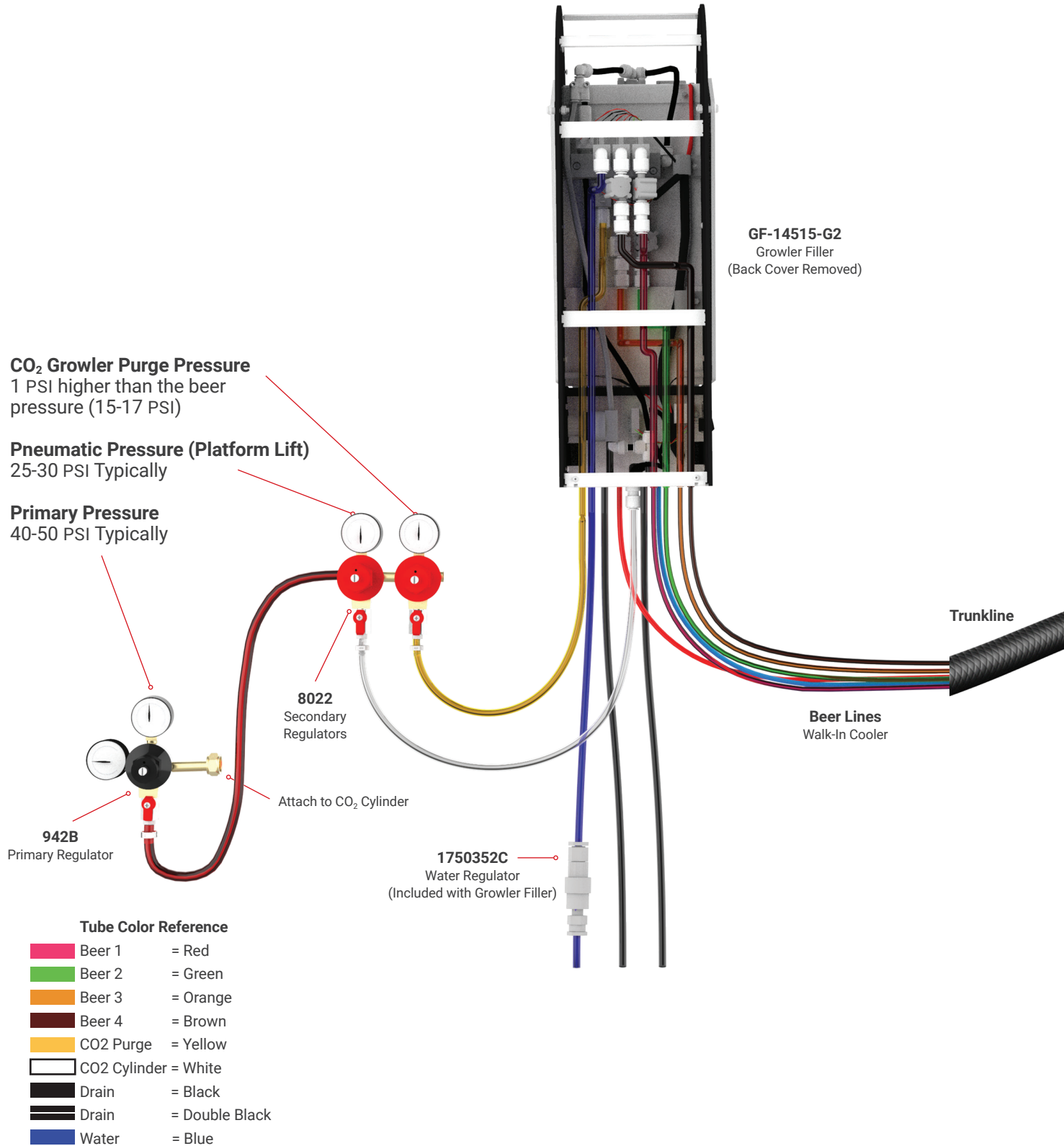
## 1.1 PARTS AND TOOLS THAT MAY BE REQUIRED

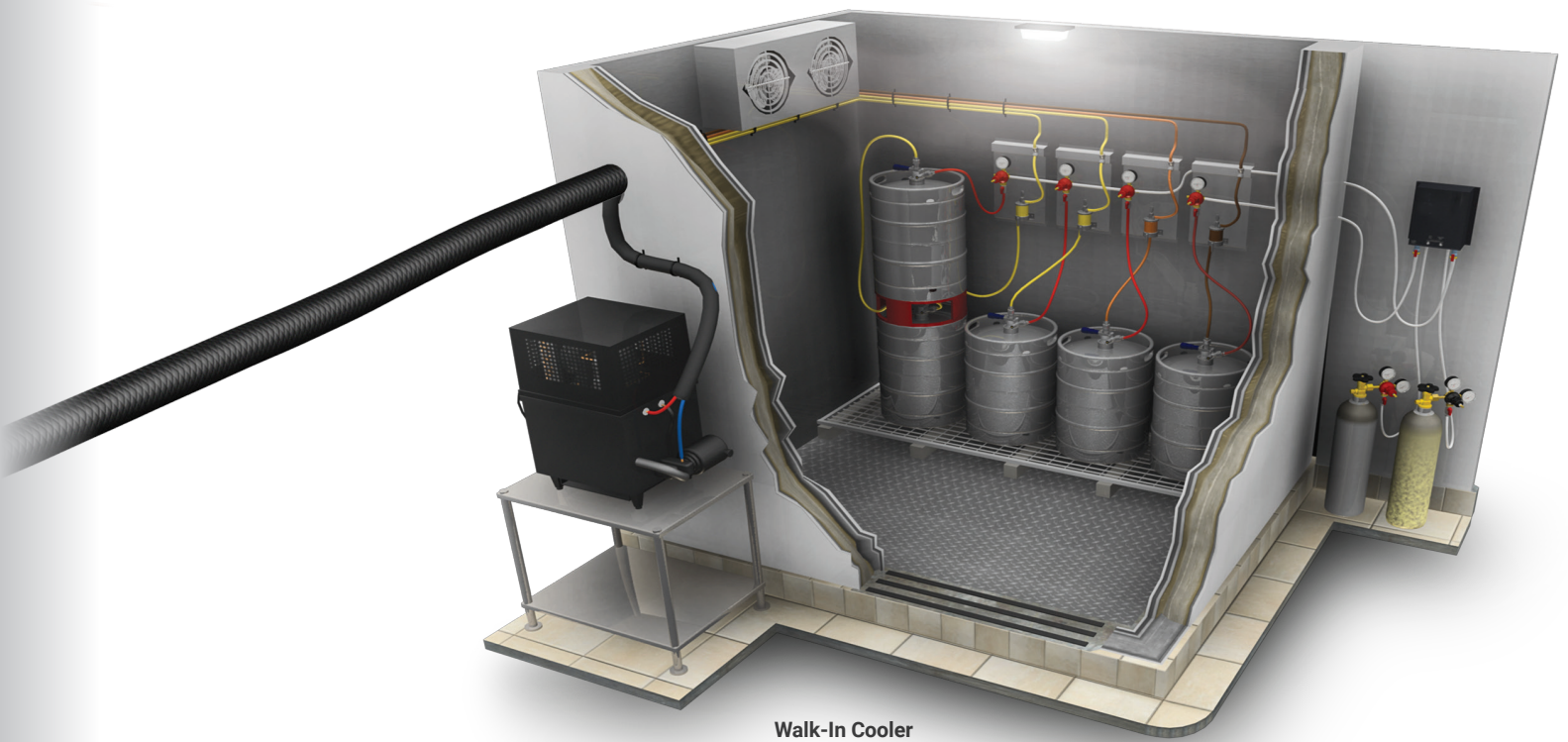
- Hose cutter
- Clamp crimper
- Screwdrivers (flat & Phillips)
- Crescent wrench
- Hole saw (if hole needs to be drilled)

## REQUIRED PARTS

PART NO.	DESCRIPTION
942B	Primary CO <sub>2</sub> high pressure double gauge regulator
553R	5/16" I.D. red vinyl hose

# 2 SCHEMATIC AND CONNECTIONS





Walk-In Cooler

# 3 MOUNTING INSTRUCTIONS

## 3.1 MOUNTING GROWLER FILLER

Included:

- Four (4) mounting bolts, nuts, washers
- Hole pattern (matches 3" column tower base)

Instructions:

1. Use mounting template to locate hole to be cut.
2. Ensure there is enough clearance for protective cover to be raised.
3. Locate electric outlet nearby the Growler Filler will be plugged into.
4. Remove back cover of Growler Filler to expose mounting bolts. To remove cover unscrew (4) screws: 2 under lip in front and 2 screws at the base of the back.
5. Place gas, beer, water lines through hole.
6. Electrical connection does NOT go through hole into counter. The electrical connection will run to electrical socket to be plugged in.
7. Tighten mounting bolts.
8. Replace cover. Be careful not to scratch clear protective cover on Growler Filler walls while re-inserting into place.

# 4 CONNECTIONS

## 4.1 HOSE CONNECTIONS

Instructions:

1. From Growler Filler braided hose (white tape stripe) clamp to pneumatic pressure regulator line using 170SL clamps.
2. From Growler Filler braided hose (yellow tape stripe) clamp to growler purge pressure line using 170SL clamps.
3. Connect growler beer fill lines 1/4" I.D. clear vinyl to beer supply lines (glycol trunk line) using 133SL clamps and appropriate splicer.

## 4.2 IN-LINE WATER PRESSURE REGULATOR (INCLUDED WITH GROWLER FILLER)

Factory preset to maintain 15 PSI

Connect to either:

- City water line
- Dedicated pressurized water container

## 4.3 ELECTRICAL CONNECTION

- Plug into standard 110 volt outlet

## 4.4 DRAIN LINES

- PRESSURIZED DRAIN LINE, 3/8" clear vinyl hose marked with single black tape strip
- PLATFORM DRAIN CONNECTION, 3/8" clear vinyl hose marked with double black tape stripe
- Connect both to drain or waste bottle

NOTE: Drain line is pressurized and must be plumbed to an open site drain.

## 4.5 GLYCOL COOLING CONNECTION

(IF DESIRED)

Glycol loop of 3/8" I.D. poly hose (550NE) included to maintain beer temperature (from keg) inside Growler Filler.

Cooling sources:

- Recirculating glycol system

# 5 PRESSURE SETTINGS

## 5.1 GAS PRESSURE SETTINGS

Gas source and regulators for purge and pneumatic pressure can be mounted near the Growler Filler or in walk in cooler. Gas pressure from the beer system can also be used.

Instructions:

1. Mount secondary regulators in preferred location
2. Adjust gas purge pressure to 1 PSI higher than pressure applied to the keg
3. Adjust pneumatic pressure to 25-30 PSI

# 6 OPERATION

## 6.1 OPERATION

Turn on power switch, LED touch panel illuminates. Follow on-screen prompts. See complete instructions included with Growler Filler (GF-14515-G2).

# 7 WARRANTY INFORMATION

## STANDARD TERMS & CONDITIONS FOR USE OF PRODUCT. LIMITED WARRANTY. INDEMNIFICATION.

By opening the packaging containing this product or by using such product in any manner, you are consenting and agreeing to be bound by the following terms and conditions. You are also agreeing that the following terms and conditions constitute a legally valid and binding contract that is enforceable against you. If you do not agree to all of the terms and conditions set forth below, you must promptly return the product for a full refund prior to using the product in any manner.

ALL SALES ARE SUBJECT TO AND EXPRESSLY CONDITIONED UPON THE TERMS AND CONDITIONS CONTAINED HEREIN, AND UPON PURCHASER'S ASSENT THERETO. NO VARIATION OF THESE TERMS AND CONDITIONS SHALL BE BINDING UPON MICRO MATIC USA, INC. UNLESS AGREED TO IN WRITING AND SIGNED BY AN AUTHORIZED REPRESENTATIVE OF MICRO MATIC. Purchaser, by accepting the product shall be deemed to have assented to the terms and conditions set forth herein, notwithstanding any terms contained in any prior or later communications from purchaser and whether or not Micro Matic shall specifically or expressly object to any such terms.

To the maximum extent permitted by law, with respect to Product proved to Micro Matic's satisfaction to be defective or nonconforming, Purchaser's exclusive remedy and Micro Matic's maximum liability hereunder in any case is expressly limited to, at Micro Matic's election, (i) the repair or replacement of the Product without charge or refund of the purchase price, upon return of the Product in accordance with Micro Matic's instructions above, or (ii) the repayment of, or crediting the Purchaser with, an amount equal to the purchase price of the Product. To the maximum extent permitted by law, Micro Matic is not responsible for, and Purchaser releases Micro Matic from direct, special, punitive, incidental or consequential damages of any kind arising from any use or failure of, or related in any way to the Product, or based upon any contract, tort, strict liability or other legal or equitable theory, including without limitation loss of beverage, loss of gas, loss of sales, loss of work, downtime, or for any other labor or any other expense, damage or loss including personal injury or property damage, unless such personal injury or property damage is caused by Micro Matic's gross negligence, even if Micro Matic has been advised of the possibility of such damage or loss. Some states do not allow the exclusion or limitation of incidental or consequential damages, so the above limitation or exclusion may not apply to you.

## USE OF PRODUCT

Purchaser agrees that no rights or licenses under Micro Matic's patents shall be implied from the sale of the Product, and Purchaser does not receive any right under Micro Matic's patent rights hereunder.

PURCHASER HEREBY GRANTS TO MICRO MATIC A NONEXCLUSIVE, WORLDWIDE, UNRESTRICTED, ROYALTY-FREE, FULLY PAID-UP LICENSE, WITH THE RIGHT TO GRANT AND AUTHORIZE SUB-LICENSES, UNDER ANY AND ALL PATENT RIGHTS IN INVENTIONS COMPRISING MODIFICATIONS, EXTENSIONS, OR ENHANCEMENTS MADE BY PURCHASER TO THE PRODUCT OR TO THE MANUFACTURE OR USE OF THE PRODUCT ("IMPROVEMENT PATENTS"), TO MAKE, HAVE MADE, USE, IMPORT, OFFER FOR SALE OR SELL ANY AND ALL PRODUCT; EXPLOIT ANY AND ALL METHODS OR PROCESSES; AND OTHERWISE EXPLOIT IMPROVEMENT PATENTS FOR ALL PURPOSES.

Purchaser acknowledges that, unless otherwise indicated on the Product label, the Product has not received approval from any federal, state or local regulatory agencies. Purchaser has the responsibility and hereby expressly assumes the risk to learn the hazards involved in using the Product. Purchaser also has the duty to warn Purchaser's customers, employees, agents, assigns, officers, successors and any auxiliary or third party personnel of any and all risks involved in using or handling the Product. Purchaser agrees to comply with instructions furnished by Micro Matic relating to the use of the Product and expressly represents and warrants to Micro

Matic that Purchaser will use the Product in accordance with the Product label and the instructions in this manual and in accordance with the practices of a reasonable person and all laws and regulations now and hereinafter enacted; and Purchaser shall not misuse the Product in any manner. Purchaser shall not reverse engineer, decompile, disassemble or modify the Product. Purchaser acknowledges that Micro Matic retains ownership or license rights of all patents, trademarks, trade secrets and other proprietary rights relating to or residing in the Product and Purchaser receives no rights to such intellectual property rights by virtue of its purchase of Product other than as expressly set forth herein. Purchaser shall have no right to use any trademarks owned or licensed to Micro Matic without the express written permission of Micro Matic.

## RELEASE AND INDEMNITY

By operating this Product, the Purchaser hereby takes full responsibility for any risks associated with its use. Purchaser agrees to fully release, discharge, disclaim and renounce any and all claims, demands, actions, causes of action and/or suits in law or equity, now existing or hereafter arising, whether known or unknown, against Micro Matic, and its officers, directors, employees, agents, successors and assigns (collectively the "Released Parties"), with respect to the use of the Product. Purchaser agrees to fully protect, defend, and indemnify, hold harmless the Released Parties from and against all liability, losses, damages, costs, or expenses of any nature, including without limitation, reasonable attorney's fees, which they may at any time suffer, incur, or be required to pay resulting from or arising out of (i) any ordinary hazards that may be present in the normal operation of the Product; (ii) any claim of injury, illness, or death resulting from consuming beverages dispensed by the Product, whether or not prepared as specified by the Product; (iii) any hazards from the use or misuse of the Product; (iv) any claim that the Product is defective, negligently designed or manufactured in any manner, or otherwise determined to be the cause of injury or death to persons, or damage to property, or both; (v) any claim that the Product or the manufacture, sale, or labeling of the Product fails to comply with any governmental requirement, or the labeling on the Product, or on or within the packaging for the Product (including any instructions or warnings), is inadequate in any manner; (vi) any claim that the Product should have been recalled pursuant to any governmental requirement; (vii) Micro Matic's negligence or willful misconduct in supplying the Product; or (viii) any injuries, losses, or damages (compensatory, direct, incidental, consequential or otherwise) of any kind arising in connection with or as a result of possession or use of the Product. Purchaser shall fully cooperate with the Released Parties in the investigation and determination of the cause of any accident involving the Product which results in personal injury or property damage and shall make available to the Released Parties all statements, reports, recordings and tests made by Purchaser or made available to Purchaser by others. If you do not consent to this indemnification, you must promptly return the Product for a full refund prior to using the Product in any manner.