

# CLEANING & MAINTENANCE

## COMBICLEAN CLEANING AGENTS



### DANGER

**RUBBER GLOVES MUST BE WORN WHEN USING COMBICLEAN TABLETS OR SPRAY OVEN CLEANER.**



### DANGER

**PROTECTIVE EYE WEAR MUST BE WORN WHEN USING SPRAY OVEN CLEANER.**

**NOTE: Use authorized Combitherm cleaner only.**

Unauthorized cleaning agents may discolor or harm interior surfaces of the oven. Read and understand label and material safety data sheet before using the oven cleaner.

**CAUTION: Causes eye, skin, and respiratory tract irritation. keep out of reach of children.**

#### PRECAUTIONS:

- Do not take internally.
- Avoid contact with eyes and skin.
- Use rubber gloves when using this product.
- Wash hands thoroughly after handling.
- Avoid mixing with strong, concentrated acids.

#### FIRST AID:

**Skin:** Flush with water. Remove contaminated clothing and do not re-wear until washed. If irritation persists see a physician.

**Eyes:** Flush with water for 15 minutes. See a physician immediately.

**Inhalation:** If difficulty in breathing occurs, leave area immediately and do not return until dust is settled. If irritation persists, see a physician.




**Ingestion:** Drink large quantities of milk or water. DO NOT INDUCE VOMITING. See a physician immediately.

**PROTECTIVE PACKAGING OF TABLETS WILL BEGIN TO DISSOLVE ONTO SKIN IF HANDLED WITH DAMP OR WET HANDS.**

### COMBITHERM COMBITabs™

Part Number CE-36354 Water Soluble Packets, 1 ounce each

RATING (0=none 4=extreme)	
HEALTH	2
FIRE	0
REACTIVITY	0
SPECIFIC HAZARD	none



**Precautions:**  
Do not take internally. Avoid contact with eyes and skin. Use rubber gloves when using this product. Wash skin thoroughly after handling. Avoid mixing with strong, concentrated acids.

**First Aid:**  
**Skin:** Flush skin with water. Remove contaminated clothing and do not wear again until washed. If irritation persists, see a physician.  
**Eyes:** Flush eyes with water for 15 minutes. See a physician immediately.  
**Inhalation:** If difficulty in breathing occurs, leave area immediately and do not return until dust is settled. If irritation persists, see a physician.  
**Ingestion:** Drink large quantities of milk or water. DO NOT INDUCE VOMITING. See a physician immediately.  
**Keep out of reach of children.**  
**Danger: CORROSIVE. May cause severe burns to eyes and skin.**

**Warnings:**

- Unauthorized cleaning agents may discolor or harm interior surfaces of the oven.
- Read and understand label and material safety data sheet before using the oven cleaner.
- Always wear rubber gloves when handling.
- Protective packaging will begin to dissolve onto skin if handled with damp or wet hands.
- Cleaning agent causes burns to eyes, skin and mucous membranes.
- Do not get in eyes, on skin, or on clothing.
- Harmful if swallowed.
- Keep out of reach of children.
- Do not mix with anything but water.

**Instructions:**

- Remove all food scraps and residue from the oven drain.
- Remove the smoker tray, if applicable.
- Ensure that the water is turned on for the oven.
- Allow oven to cool below 150°F (66°C).
- Wearing rubber gloves, remove oven interior drain screen at bottom of oven.
- Using the oven control, choose the cleaning level you would like to run.
- Insert the appropriate number of cleaning tablets into the oven cavity drain as directed by the cleaning program you have chosen.
- Replace drain screen and close oven door.
- Press the Start key or the Yes key, depending upon the oven model you have.
- Oven will begin the cleaning cycle and will beep when the cleaning cycle is completed.
- Leave door slightly ajar when cleaning is finished.